

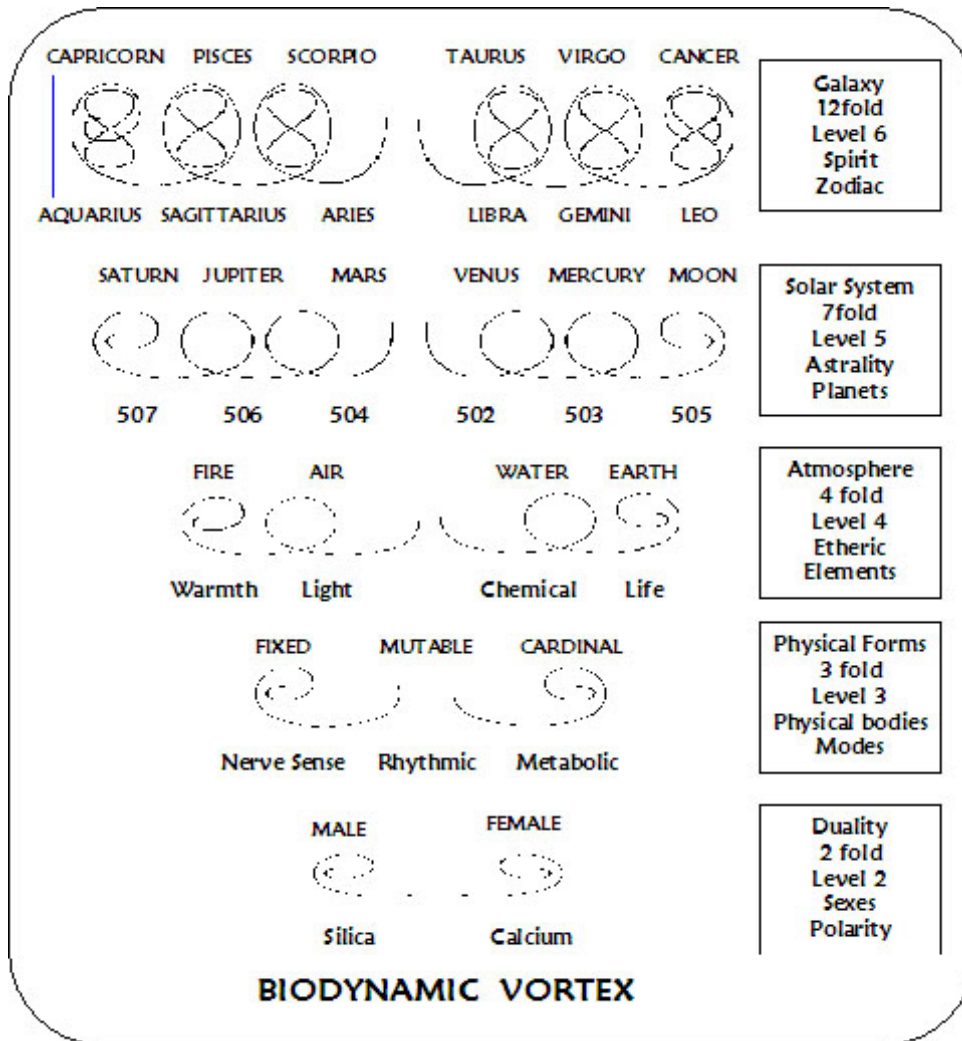
# The Duality of Expansion and Contraction

“All is not what it first seems”

Within biodynamic literature there are many things that in one instance makes one statement, however in the next instance the opposite comment maybe being made.

The first example I wish to address is the apparent contradictions found in the activities of the Cosmic Sun and Earthly Moon ‘poles’, as illustrated in my “Biodynamic Decoded” chart.

This chart is a vortex representation of the various pieces of information found within the Biodynamic agricultural lexicon. This chart is found at [www.garudabd.org](http://www.garudabd.org) - pictures-BD Thought Pictures- BD Decoded. A briefer version I supplied here



## Level 2

At the bottom of the chart we can see the 2 fold duality level. This polar relationship sets the 'vibration' for the rest of the chart. As we move up the chart we find increasing complexity, however all subsequent activity continues to unfold upon this basic polar division.

The confusion I wish to address arises when we explore the nature of the two poles. The 'Silica' Male, Sun pole as opposed to the Calcium Female Moon pole.

Within several reference systems, with Astrology being one of these, the Sun / male pole is portrayed as expansive, assertive, expressive, hot, with rulership over the expansive seasons of Spring and summer, and so on. All very 'male' related images. Similarly the Moon is portrayed as the Mother image, where traits of sustaining, conserving, receptive, emotionally sensitive, moist and cold, with the seasons of autumn and winter, being usually allotted to it.

When we come to Biodynamic imagery however, we find the reverse to be 'true'- the Sun side of the chart is associated with all that comes from the cosmos, with impacts being described as a result of the inward moving activities of the peripheral star forces, moving towards the Earth. Hence the cosmic

activity is seen as a contractive 'reducing' activity, as can be seen when plants are 'overpowered' by too much light and heat. The leaves become smaller and serrated.

The Moon side of the chart, on the other hand, is associated with all that comes from the Earth, and thus a movement of activity is from the center to the periphery. This can be seen in plant growth as an enlarging of plant forms. Leaves get larger the more the 'Earthy' activity, of fertility and moisture are present.

In our world of black and white and true and false, the tendency is to say one of these standpoints is right and the other is wrong. In my wanderings through this maze of Dr Steiner's world view I have found the stance "It is All right, where is it right?" has stood me in good stead. So where are both these views correct.

When we look at the Astrological perspective, where we are looking at the Sun as an expansive, assertive and expressive impulse, with the Moon as female, nurturing sustaining influences, we are describing either an outer reality of the seasons or a

human psychological state, while, when we look at the influences described by Biodynamic Agriculture, we are looking at inner growth processes. The Cosmic growth influences of Light and Warmth impress upon the plant from outside, forcing the leaves to become indented and pointed and so on. However we must also appreciate that without the light and the warmth there would be no expansive growth at all.


The internal growth processes coming from the Earth lead to an expansion of form, however it is the psychological stance of the feminine to respond, nurture and conserve that we see the contractive side of this activity.

So the difference between these two standpoints is best understood as an expression of the duality between internal and external or physical and psychological processes. I have explored this question of duality of action in 'Spiral Astrology' with regard to understanding the role of the zodiacs. See "The Question of the Zodiacs".

### Level 3

This same issue of dual interpretation is also found when we look at the 3 fold level of the Biodynamic Vortex. From Astrology this level - the Modes - is described as a relationship between the Cardinal, Mutable and Fixed activities. The Cardinal character is the 'entrepreneur' that is expansive, directive, restless and looking for new horizons and thus more male in orientation, while the Fixed character is the more 'solid' personality that likes order, rhythm, stability and consistency. Very much the 'worker' in the hierarchy. The Mutable personality sits between these two adapting to the needs of the time as defined by the interaction between the two polar personalities. In this way it is characterized as the Manager, working to implement the directives from the board of directors to the workers. This would appear to place the Cardinal mode with the male worldly stream and the Fixed mode with the female Moon stream.

However in Biodynamic concepts we find the opposite. The Cosmic 'male' pole as we saw is seen as contractive, and working through the nerve sense activity, centered in the head of the human and the root regions of plants. The expansive activities of the cardinal pole are seen to be active in the metabolic processes of the human digestion and the plants flowering and seeding processes. So again we see the description of the psychological processes in direct polarity to the physical manifestation. Interestingly we can say that the cardinal psychological type is the more cerebral intellectual head type, while the fixed type is the more practical and 'body bound' psychological type. So with this image we have the polarity of physical and psychological very clearly outlined.

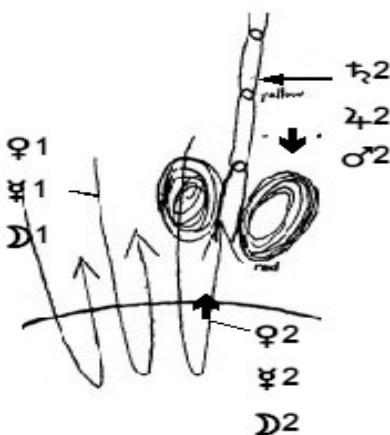


This image of dualities will not be new to students of the Yin Yang symbol. The small dot in each of the dominate sections is called changing yin or yang, indicating that within every circumstance is an element of its opposite.

This duality of functions is also found when we look deeper into Biodynamic understandings. A common Biodynamic image is what is called the "Agricultural Individuality". While this term is now used in a general way to emphasis the closed self sustaining farm system, in the "Agriculture course" Dr Steiner described this in the second lecture, as the activities above and below the soil surface. It was here he talked of the contractive 'nerve sense' activities occurring in the root sphere of the plant, while the combustible metabolic processes of the plant, are those taking place above the soil in the flowering and

fruiting processes. The soil surface and the leaf realm is then described as being related to the human rhythmic or breathing system.

Later in this lecture however, he goes on the talk of the activities of clay, sand, humus and lime, and how these four processes are taking place within this otherwise 3 fold structure. This part of his story is not easily fully comprehended until we bring in the parts of the story told in the 6<sup>th</sup> and 8<sup>th</sup> lectures, with a special eye on how he describes the activities of the planets.



In the sixth lecture we find -

"It was pointed out that we must learn to distinguish those forces which arise in the cosmos but are absorbed by the earth and work upon plant-growth from within the earth. These forces come from Mercury, Venus and Moon and act not directly, but through the mediation of the earth. They must be taken into account if we wish to follow up how the mother-plant gives rise to a daughter-plant, and so on. On the other hand, we have to consider the forces taken by the plant from the outer-earthly, and brought to it by way of the atmosphere from the outer planets. Broadly speaking, we may say that the forces coming from the nearer planets are very much influenced by the workings of lime in the soil, while those coming from the distant planets fall under the influence of silicon. And, in fact, workings of silicon, even though they proceed from the earth, act as mediators of the forces coming from Jupiter, Mars and Saturn, but not for those of Moon, Mercury and Venus. People are quite unaccustomed to take these things into account. Ignorance of the cosmic influences, whether they come through the atmosphere around the earth, or whether they come from below through the medium of the earth, has caused great harm....."

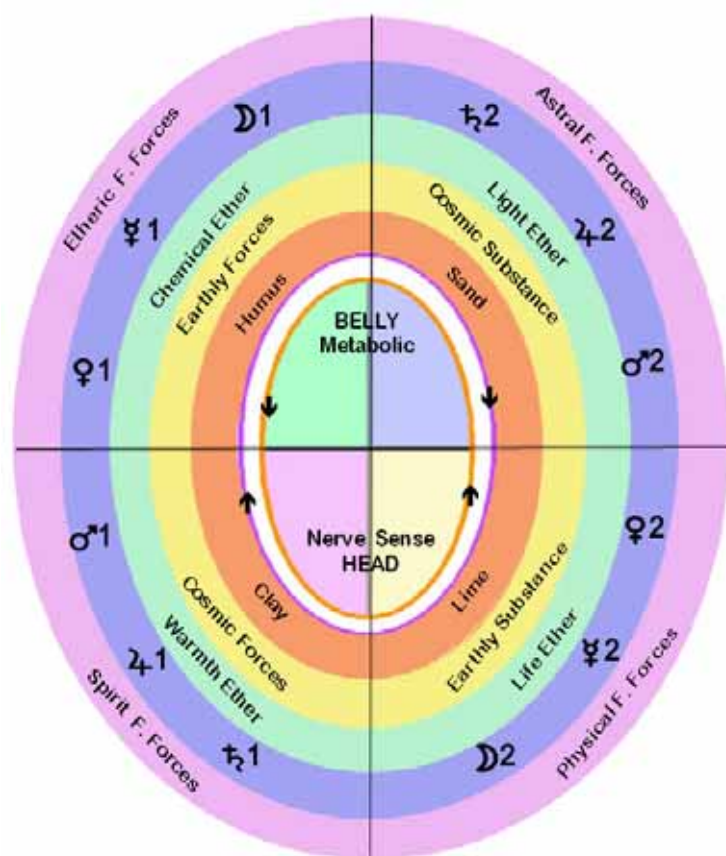
Now I want you to imagine that Diagram No. 9 represents the earth level, where the influences of Venus, Mercury and Moon; enter into the earth and stream again from below upwards. These are the forces which cause the plant to grow during the season, later produce the seed, and by means of this seed a new plant', a second plant, then yet a third and so on. (I indicate this schematically).

All this goes into the power of reproduction and streams on into the succeeding generations. The forces, however, which take the other path, remaining above the earth level, come from the distant planets. I can draw this schematically in this way. These forces cause the plant either to spread into its surroundings or to become fat and juicy, to build matter into itself such as we can use for food because it is produced again and again in a continuous stream.....”

From this we are able to see how we must proceed if we are to influence plant-growth in one way or another. We have to take account of these two sets of forces. “

With this image in mind we can then read a similar, but not as clear statement, in the second lecture

“Thus there is a constant and very living interplay of supra-terrestrial and sub-terrestrial activities.



The forces at work above the earth are immediately dependent upon what we will regard for the time being localised on the planets Moon, Mercury and Venus. These planets in strengthening and modifying the effects of the Sun, exercise their influence on all that is above the earth's surface, while the more distant planets lying outside the earth's path round the Sun strengthen and modify the effects of the solar influences which penetrate upwards through the earth. Thus the growth of plants is affected by distant heavens in so far as it takes place underground, and by the nearer heavens in so far as it takes place above ground; and the influences upon vegetable growth coming from the expanses of the Cosmos do not shine directly down upon the earth but are first absorbed by the earth which then causes them to radiate upwards. What comes from beneath as good or bad vegetable growth are really the cosmic influences which are reflected from below; whereas in the air and water above the earth the Cosmos exercises its power directly. The direct cosmic in-streaming is stored up beneath the earth's surface, and from there it works back. The inherent qualities of the soil affecting the growth of plants are dependent upon these stored up influences. (Later we shall consider the case of the animals). The soil still retains in it the effects of influences dependent upon the most remote parts of the Cosmos, which need to be considered in connection with the Earth. These effects are found in what we know generally as sand and rock; the substances which do not absorb water, which are ordinarily supposed to contain no nutritive elements whatsoever and which nevertheless play a every important part in the promotion of growth.”

It is from these passages that the accompanying diagram is developed to depict the inner activities of plant growth. This indicates that the activity that provides us with externally obvious expansion of growth, coming from the 'Head Nerve Sense system' has two activities we have to consider. One 'cosmic' outer planet activity and one Earthly inner planetary activity. The cosmic activity, Dr Steiner tells us is first drawn into the soil, with the help of the silica sand, as a contractive processes, but then works back outwards, with the help of clay, while in the company of its inner planets earthly companion process, the 'earthly substance', both manifesting as an expansive process. This cosmic process wants to push the plant all the way through to setting of the new seed, so the plants archetypal purpose can continue. It is the inner planets calcium process that, provides the cellular reproductive capacity for firstly cell division and then more complex tissue formation to occur.

This upward moving growth process if unchecked will make for a huge plant that does not flower. This process has to be met by the activities taking place in 'the belly'. These are also of a two fold nature. The external cosmic 'substance' processes active as light and warmth, that carry the outer planetary activity, work inwards, but these are joined by the 'earthly forces' inner planetary activity, that has been enhanced by being firstly drawn into the soil with the help of humus and lime, and then been released again into the atmosphere through the process of respiration. Dr Steiner calls these products of the plants transpiration the atmospheric homeopathic calcium. These two processes active in the upper parts of the plant and in its immediate atmosphere, have to meet and combine with what comes from below. The light and warmth processes active in the outer planet / Silica / Cosmic Substance process, provide a 'cooking' and fertilising impulse for the activities bought to it by the upward moving growth processes, while the upper calcium processes active in the 'homeopathic calcium' of the Earthly Forces, allows for the swelling and enlarging of the plant forms bought to it by what comes from below.

From this picture we are presented with a practical image of the Zen allegory we are presented with in the Yin Yang symbol. In living forms at either pole of activity we can find the presence of its opposite, and that life is truly only sustained through the interplay of opposites. It is our task to find and understand the delicate interplay before we move too quickly to judge an

apparent contradiction as right or wrong.

From the previous passage we have an image of the planets, as being two sided. Following on from Dr Steiner's indication in the Agriculture course, Dr Lievegoed elaborated in 1951, that the planets have two sides, to their activity He called them primary and secondary planetary processes. The primary planetary processes are those working from the cosmos , carrying the star impulses through the planetary sphere, thus 'collecting' the necessary astral forces for future plant and other life growth. He called this the 'Being' phase of development. The second phase comes after these forces have been absorbed into the Earth and then are reflected outward through the physical process of plant growth. This he called 'Manifestation'. Dr Leivegoed expressed them as -

<b>Saturn 1</b>	<b>Archetype</b>	<b>Seed</b>	<b>Saturn 2</b>
<b>Jupiter 1</b>	<b>Plastic forces</b>	<b>Essential Oils</b>	<b>Jupiter 2</b>
<b>Mars 1</b>	<b>Growth in Space</b>	<b>Forming Protein</b>	<b>Mars 2</b>
<b>Venus 1</b>	<b>Nutrition</b>	<b>Excretion</b>	<b>Venus 2</b>
<b>Mercury 1</b>	<b>Sap flow</b>	<b>Supporting Organs</b>	<b>Mercury 2</b>
<b>Moon 1</b>	<b>Germination</b>	<b>Intensification</b>	<b>Moon 2</b>
	<b>BEING</b>	<b>MANIFESTATION</b>	

Similar dual processes can be found within the signs and constellations, with each sign expressing introverted and extroverted tendencies. So from where I began, it is not always as it seems and benefit arises from seeing where things are Right, rather than where they are Wrong.