

## Preparations for the Seasonal Complex

Once we have the image of how the seasons move, the next question is how can we enhance and effect our plants relationship to these seasonal rhythms. If the plants are not in harmony with the seasonal movement, they will not perform to their best potential and will be harassed by pest and disease, and will not flower and fruit as we might hope.

What is available to us to use?

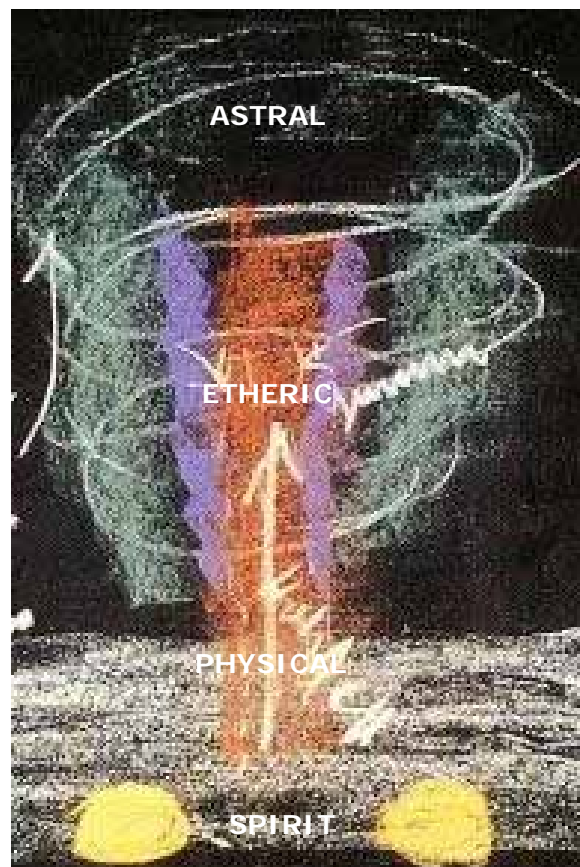
The obvious choice are the **Biodynamic preparations**. While these herbal preps were described with some reference to the minerals they work with, most of them were described in relation to the energetic body activity they control.

One of the layers of the story is the **planetary indications**, and once we really get it about the significant differences between the Direct and Indirect planetary activities, we need to reference Dr Lievegoed's (BL) 1951 contribution, on the double planetary activities and their role in life processes, but also his associated Planetary rulerships of the preparations. BL was a long term Steiner medical doctor, with enormous experience and knowledge, so his suggestions of planetary rulerships for the preps sits upon a strong foundation. My own studies and experience of herbalism, Astrology and RS's intentions , both with plants and my own personal medical treatment, has me agreeing with BL. I appreciate other people have come up with other planetary associations, for the preps, however none of them seem as relevant or as tested as BL's associations.

Another of the layers of the story, is the **Physical Formative Forces**, (PFF) called in the Agriculture Course - the Cosmic Forces, Cosmic Substance, Earthly Forces and Earthly Substance. In lecture 2 RS provides the substances that control these processes, namely Clay, Sand, Humus and Lime / Cations. This means that we can use these substances to control these processes and any other layer of the story we can associate with these activities.

Sadly, RS did not give any indications of substances to control the parts of the **Sap story, the Elementals or the Ethers**. To some degree these things can be influenced by the physical activities of soil development, mulching, shade and irrigation. To bring them into the prep pictures, these stories need to be related to the Energetic Bodies, and the PFF.

The last reference available to us is when the **Seasonal Complex is placed over** the Periodic Table of Elements arranged by '**Alchemical Chemistry**'. This interpretation of Chemistry was 'discovered' through following archetypal principles and Goethean observation, to produce a synergy of RS's worldview expressed through the chemical elements. ( see the GRS on page 7. Dr



Hauschka gives a good exposition of how these elements work) Being 'born' of such an archetypal truth, it is not surprising to find that the basic pattern found within this circular form of chemistry, fits with the archetypal seasonal rhythm.

The ring of elements shown in the Seasonal Complex picture, ( see pg 8) are the elements of the Cosmic Physical Ring of the Periodic Table, which makes them very significant to physical manifestation. However they are all 'light' elements. Each of this group has an intense relationship to Light in some way. I see this coming from their 'ring ruler' , which is the Sun.

While this is a significant ring of elements, each of these elements is only one member of a group of five other elements. Each member of the group has a slightly different activity to the primary activity, described by the elements of the Sun ring. This means we are not limited to only the 8 elements in the picture, but these elements are doorways into the whole of the Periodic Table of Elements. All 120 of them, each with a specific way of moving the energetic activities about.

So my suggestions are made up of the **BD prep, PFF prep and a Chemical mixture**, for each of the eight stages of the Seasonal cycle.

This table provides a reference for my approach to the preparations and the general associations of the references. It is not all this black and white, but I can address this as we go through the cycle.

**Station 1— Winter to one month before Spring.** Earthly Substance phase; 2nd stage of the Life Ether; Wood Sap phase; Aluminium / Boron;

**Station 2— Spring**

**Station 3— One month after Spring to mid summer**

<b>SPIRIT</b> Indirect Outer Pl. 1 Warmth Cosmic Forces <b>Clay</b>	<b>Cambium</b> Salamanders ↓	<b>Saturn</b>	<b>P</b>	<b>Valerian</b>	<b>Strengthens the Spirit</b>
	<b>Sylphs</b>	<b>Jupiter</b>	<b>S</b>	<b>Dandelion</b>	<b>Merge Spirit and Astral towards the Physical</b>
<b>ASTRAL</b> Direct Outer Pl. 2 Light Cosmic Substance <b>Sand</b>	<b>Life Sap</b>	<b>Mars</b>	<b>Cl</b>	<b>Nettle</b>	<b>Harmonise the Astrality</b>
	Undines ↓	<b>Venus</b>	<b>Ar</b>	<b>Equisetum</b>	<b>Astral stimulates the Etheric within the metabolism</b>
<b>ETHERIC</b> Direct Inner Pl. 1 Chemical Earthly Forces <b>Humus</b>	<b>Gnomes</b> <b>Wood Sap</b> ↑	<b>Mercury</b>	<b>Mg</b>	<b>Chamomile</b>	<b>Stimulates the Etheric</b>
		<b>Moon</b>	<b>Al</b>	<b>Oak Bark</b>	<b>Etheric binds to the Physical</b>
<b>PHYSICAL</b> Indirect Inner Pl. 2 Life Earthly Substance <b>Cations</b>		<b>Earth</b>	<b>Si</b>	<b>Quartz</b>	<b>Spirit binds to the Physical</b>

#### Station 4— Mid Summer

#### Station 5 - One month before Autumn equinox

#### Station 6— Autumn Equinox

#### Station 7 —one month after Autumn till mid winter

#### Station 8— Mid Winter

Before we move onto the cycle, a few pieces of 'clarification' will help the further discussion.

### 500 and 501

Cow Horn Manure (500) and Horn Silica (501) are very interesting preparations, due to the manner in which, RS has 'polarised' their activity. With the cow manure preparation we see from RS descriptions in lecture 4, that cow manure is a metabolic product, of the most metabolic animal. Specifically he talks of how the etheric and astral work together in the metabolism to anchor nitrogen properly to make the best manure. This combined activity pushes forwards in the cow, towards the head. The cows horn is described as a thing that reflects back these metabolic processes, to compound the strength of the metabolism we find in the cow.

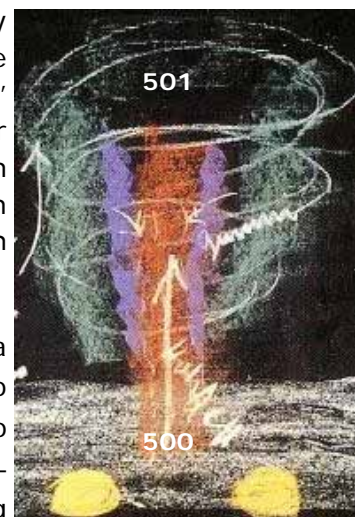
This manure — excrement, is what is leftover. This is the physical remains of the whole of the digestion of what the cow takes in as food. RS tells us this process has a couple of phases. The first thing to occur in the process of 'digesting', the World Etheric Forces we gain from the food, is an 'ashing' process. I imagine this occurs as part of the acid bath, we call our stomach. This 'ash' activity makes it way to our brains and becomes the basic tissue substance, upon which the brain is built. This is the physical basis of the 'Earthy Substance' process, within the Head. The better the ashing the higher the quality of brain tissue, and the better it can receive and percieve the 'Cosmic Forces'.

During the ashing process the Earthly Forces / Etheric activities are liberated and challenge our Internal Etheric activities to strengthen to meet them. These forces are combined with the Cosmic Substance, and used in the powering of the whole body and building substance.

The remaining substance is then excreted as manure.

If we reflect this description to the plant , this is an activity taking place in the leaf and flower region. Given the atmosphere is a 'stomach ' to the plant, in that it accumulates and 'digests' all of the transpired homeopathic plant sap, before this moist air is taken back into the plant in the Life Sap / transpiration process. We can say this whole top of the plant activity is an atmospheric activity. This Life Sap process is the active growth principle of the plant arising from this place.

Not only is cow manure a product of the digestion, but it is a product of a supercharged digestion. So we can expect it to stimulate digestive processes, wherever it works. RS chooses to place this digestive being in the soil, during the winter time— when the soil is most inwardly alive. By doing this RS is focusing



this digestive ability into the soil, rather than into the top of the plant, where it might provide for good fruit sizing. 500 is a 'above ground' process being brought into the Earth, to stimulate the digestive 'Earthy Substance' side of the Gnomes activity.

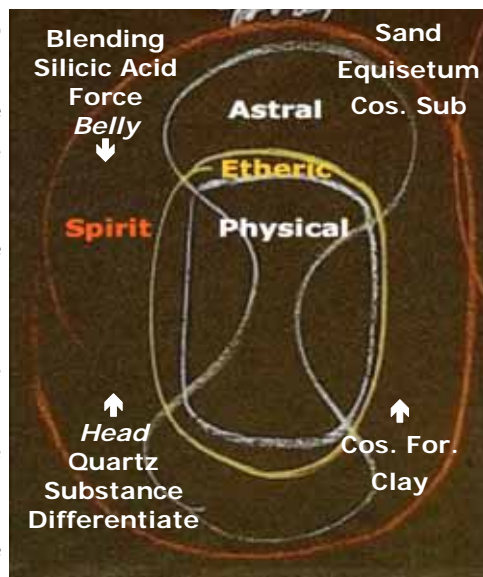
With Horn Silica we see a reverse process. Silica is the element of the Earth and the 'Head' region. In Alchemical Chemistry it sits below all other substances and with Carbon, its brother, forms the structural basis for all life processes to develop upon. RS places this in a cowhorn, as a concentrating 'organ', and into the soil during the summertime.

From RS works such as 'The Four Seasons and the Archangels' we gain some insight to his intentions. He

sees the summer as the 'cosmic metabolic' time for the Earth. The centre of focus of the Earth is drawn out into 'the above ground region' and it becomes light filled, during summer, and open to the Direct Cosmic forces.. By putting this 'below ground element' in the soil during the summer, he is drawing the normal concentrative nerve sense 'winter' activity, into the growth regions. This stimulation of the Light processes in the plant, has to stimulate the Etheric side of the Life Sap activity, and later the Cambium, into the metabolic region of the plant.

Hence he could say "the cow manure was pressing up from below, the other drawing up from above". Horn Manure is stimulating the digestive processes in the soil, enhancing the Calcium processes working upwards, as the Earthly Substance process, which is rejected by the Gnomes. While the Horn Silica stimulates the light 'sensing' and forming processes in the metabolism. This whirling contracting process creates a vacuum like space, for the soil Wood Sap processes to be drawn into. 501's contracting processes are seen to be working from above, pushing inwards, pulling in the Cambium process creating a very stocky plant, and filling it with nutritive substance.

The question arises as to what would happen if we made a Winter 501 and a Summer 500, and how might we use them?



### Physical Formative forces

If we start at mid Summer, we have **Sand** helping draw the Silica / Cosmic Substance processes / seen in the Light and Warmth processes - coming through the Outer Planets, from the Stars - into the Earth, through the Autumn. While the **Lime** / Cations content of the soil is influential in how much the Earthly processes come with this inward stream into the Earth. 'Crystallisation' occurs just after mid winter. After mid winter and into the Spring, it is the amount of **Clay** and it's activity, that is influential in the strength of the upward stream, carried on the Silica / Cosmic Forces stream. Boron in particular helps with the Earthly Calcium stream attaching to this Silica stream, and freeing the Silica to move upwards. **Humus** is talked of in helping the Atmospheric Calcium /Life Sap processes, involved with the Earthly Forces processes, being drawn down to meet this upward stream, during the summer season.

All these substances can be used as remedies.

**Sand** — I use a basalt based river sand. I did a one hour trituration in lactose, before doing a series of potencies to D30

**Lime** — I used a garden Lime and did the same process as above.

**Clay** — I used a red clay, as 'acidic' as possible, then treated as above

**Humus** — use a good humic compost, and treat as above

### **Clay — Aluminium Silicate**

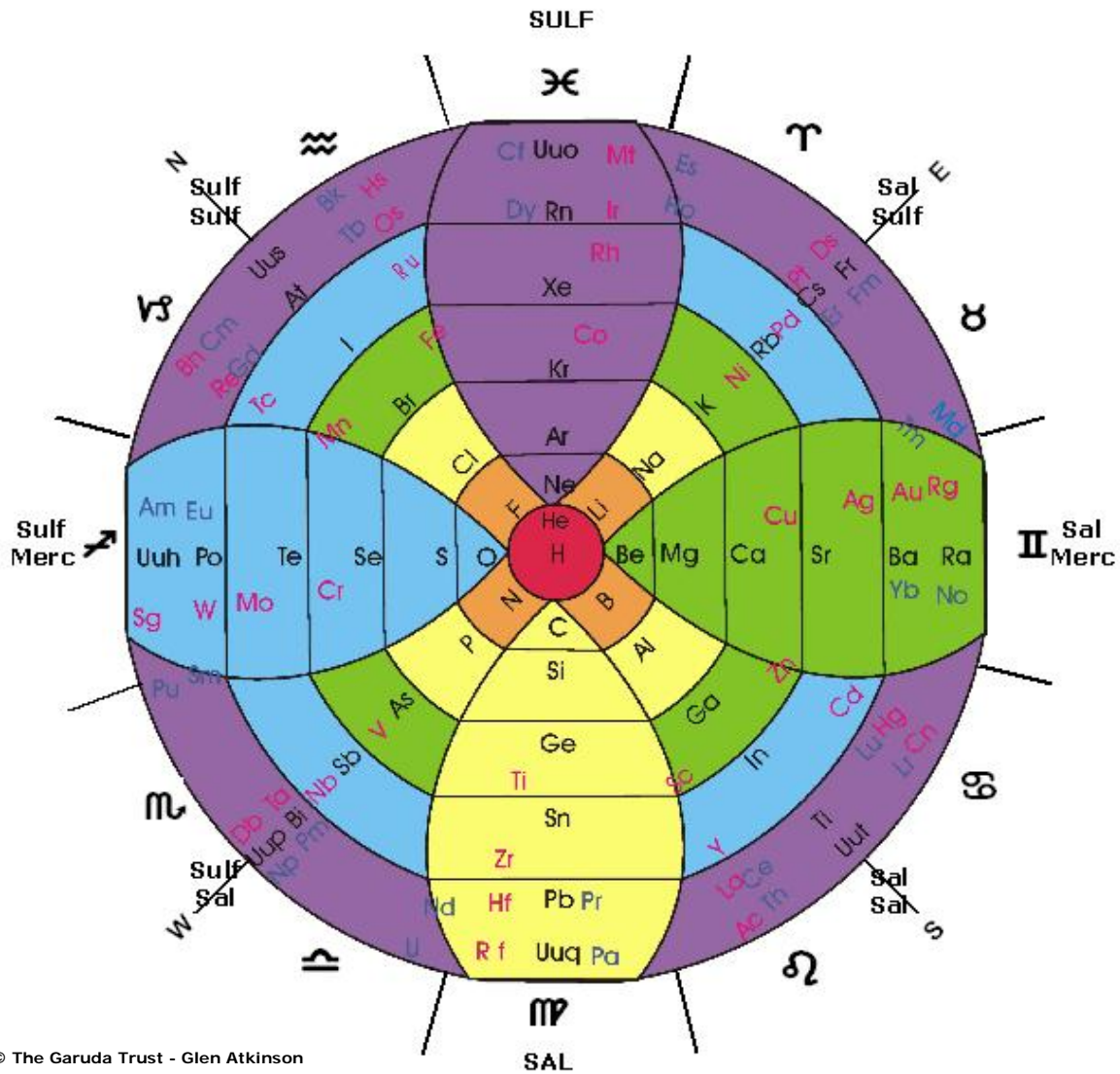
A missing link in any biodynamic discussion of fungus is the role played by clay. Lecture 2 has three direct statements about how clay allows for the Silica processes of the soil, consolidated through the winter, by sand, to be released to move upwards to the top of the plant, fulfilling the plants impulse to produce seed for the next generation. Clay achieves this mobilisation of Silica through the 'liquidifying' effect of Aluminium. Aluminium's brother Boron is combined with Fluorine in glass making, to 'melt' the Silica so it can be formed into glass. Aluminium has a similar effect on Silica in nature. Boron is used as a mineral supplement to help the sap flow run up the plant throughout the whole day. Mid day wilting is a sign of its deficiency.

This upward Silica process is what we see in springtime, coming out of the Earth as the burst of growth. This upward stream however can 'run out', or be over powered by (a) a too strong Earthly Substance activity, as described in lecture 6, and leading to a weak upward Silica stream—too little clay, or (b) from a too strong downward activity coming from too much sand in the soil or too strong inward moving external astrality due to environment conditions of dryness or excess light and heat. When the clay process is too weak, plants will grow well initially, with good leaf growth, but as soon as the plant moves off to flower fungal problems will arise, fruit will not size up and ripening is slow. The two Silica processes need to combine. The upward surge for seed maturity has to combine with the downward urge for nutritional maturity, for the Silica cycle to be complete. These naturally must also combine with the Calcium cycle. The upward Silica cycle must be strong enough to carry along the Earthly Substance and its physical nutrients with it, to provide good tissue formation. The Humus processes, both in the soil and in the metabolic processes, are needed to bring the Etheric into play. When sucked below by humus in the soil it brings life processes into the soil. But when it is above in the 'atmospheric calcium' / air moisture, it will fatten and enlarge the fruit. These four processes are needed to be working together, for large nutritious fruit, to manifest. Clay has a very specific role in this 'dance'.

## **Alchemical Chemistry**

We are lucky that my previous wanderings can provide an easy reference of the chemical elements to the Seasonal cycle. This gives a huge hint as to what chemical elements can strengthen the specific stages of the cycle.

As mentioned earlier, we are not limited to the specific elements of the Cosmic Physical ring. We can make choices along the whole arm of each of the 'indicator' elements. Given each element on a particular arm works with a specific energetic activity, if we are working with the Spring period, which is the beginning of the Earthly Forces / Life Sap / Etheric period, we could use a Etheric ring element, rather than the Physical ring elements, so that the Etheric activity is enhanced further. Eg the Spring period is Magnesium, with its counterpart being Sulphur. It has been a dry season so far and so

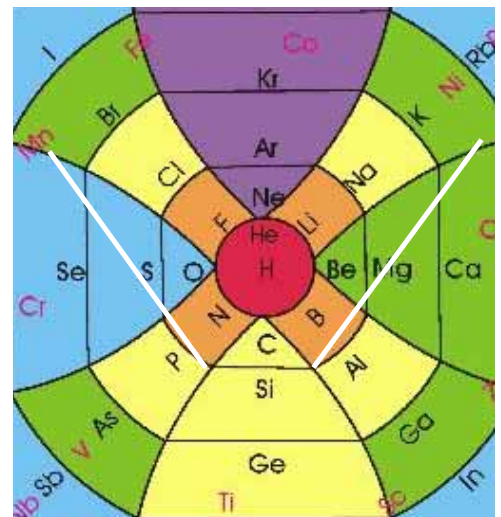


more Etheric activity could be good. So we could use Calcium Selenium. Depending on the energetic activity we wish to stimulate . We have the option of focusing on this.

One observation, from early winter ( stage 1 ) RS talks of clay being important for encouraging the upward moving Silica process. We have seen how it is the Aluminium that provides this freedom of movement to the Silica. In more physical terms we also know that Boron, Aluminium's 'lighter' brother is also a significant player in allowing the Silica to move and carry nutrients in the plant sap flow upwards. There is also a need for Nitrogen in the early spring growth. So....the choice here maybe Boron Nitrate.

The Spring period ( stage 2 ) seems adequately described with Magnesium Sulphate. The Magnesium supporting the photosynthesis and Sulphur providing the catalyst materials for tissue development.

In the early Summer to mid Summer period would be the Sodium Chloride period, however with all the stalk and flower development of this period Potassium is probably a more appropriate element. With this being the Etheric / Life Sap period the Etheric influencing Bromide could be a



© The Garuda Trust - Glen Atkinson

more appropriate element.

This provides an image of some movement as we go through the season, that the closer in elements are more related to the Winter period while the elements 'broaden out' as we 'excarnate' into the Summer.

This observation is supported by observations that elements that sit opposite to each other form very stable compounds. Haushcka observed the Earth elements in nature to be Aluminium Phosphate and their mates Calcium and Silica, In the Hydrosphere, Magnesium Sulphate and Sodium Chloride, while in the Air Hydrogen, Nitrogen, Oxygen and Carbon form a set. We can observe the pairs, Boron Nitrate form the hardest of compounds, Lithium Nitrate is used as the primary Bipolar treatment, and Boron Flouride is used in glass making. So these direct polar relationships appear to form Stable compounds. Whereas compounds made up of elements from different rings appear to be more reactive and thus more available. Calcium Carbonate, Potassium Chloride, Calcium Phosphate, Potassium Nitrate, to name a few. Suggesting there is an advantage to mixing the layers where possible.

In retrospect, I will be going much easier on the halogen usage in future.

## Collection Method

THE most difficult issue with chemistry is sourcing the chemical elements you might want. In this 'game' we are playing you might choose some very exotic combinations, and sourcing these, and using them safely becomes the limitation.

While the circle has been a nice artistic device for organising chemistry, there is a reality about circles that goes beyond the artistic. Once we acknowledge that **everything in creation is sitting inside a spherical energetic ball**, and that the matter inside the ball is a manifestation of the energetic nature of the ball, rather than the other way round; we can conclude that **everything in creation is energetically interactive**. Then we can notice that **a circle is merely a 1/360 degree slice of a sphere**. Hence every circle, not matter how it is made or defined, is able **to resonate in harmony with every other energetic sphere**, and thus everything in Creation. **Hence Circles are Energy Organisational Devices**, like every other energetic sphere. The Circle in itself could be considered 'chaotic, given there are no sides to form it. However we do have the Earth's magnetic field being a primary formative principle of matter in our environment, and this becomes the anchor, within the circle, upon which all the universal harmony can form. My pictures are not just pretty art, they are 'the formula' of the order of energy organisation, in ALL circles or their subsidiaries, octagons, hexagrams etc.

This means we can use any circle, when aligned to Magnetic North, to collect any chemical energy we want. Any size circle will do. So elements can be collected from a A4 piece of paper just as easily as a larger circle in your garden.

While standing on a spot or even using a finger on a spot, can achieve energetic movements, it is also desirable to be able to make up remedies that can be taken along with you and used as needed, and given to others.

We have the wonderful natural qualities of water and Silica at our service. Dr Omoto of Japan, and others, have shown that water is a programmable crystal. Simply by bringing water into a persons field, the water will take on whatever energetic quality the person is

concentrating upon, immediately.

Glass bottles are made of Silica and we know that silica has the ability to transfer electro magnetic energy. Therefore water inside a bottle and placed in the Sunlight, while placed upon a specific spot within the circle, will accumulate and hold the energy of that spot. As short a period as 10 minutes is enough to 'work', however in practice I leave the bottle there for up to a few days.

Thus you now have the ability to collect whatever energy you want. This remedy is essentially very similar in quality to a Bach Flower remedy, that is essentially made in the same manner, except flower parts are placed in water in the Sunlight.

The individual remedies can then be combined or they can be potentised to further specialise their effect.

In Steiners' methodology, the substance is usually selected for its activity upon the energetic bodies, and then the potency is used to direct it to the physical system we want. We need to remember he and his followers have only described the function of some 20 chemical elements.

**In this system, where we can access all the elements, we are selecting the physical system we want, by choosing a substance of that system, Metabolic or Nerve Sense, and then if we wish to work with a specific energetic body, we would choose the element of that family that works, on that body.**

So using the salt as an example. We can identify that the astral and spirit are working to strongly into the metabolic system. So instead of just using salt as RS describes, we can push the astral and spirit out by strengthening the etheric activity in the metabolic system, so we might choose to use Potassium Bromide , instead of Sodium Chloride. So the question is , does this need further potentising? Anyway the sky is the limit.

A further plus to this system is that many combinations of elements may not exist in nature, and so can not be obtained. However here there are no such limits, you can put whatever you want, with whatever you want, with no 'physical' consequences. Things will not blow up or 'irradiate ' you. However when you take or apply these compounds they WILL do stuff to the way your and your gardens energetic bodies work together. So some care is advised.

I appreciate how 'wacky' this circle chemistry sounds. All I can say is do not knock it till you try it. I have been 'pushing' this around for 20 years now, with trials on myself and plants, and am convinced what I am telling you here is truthful. It is really this simple.

So we have the BD preps, the PFF substances and the chemical elements to use as active players in influencing the seasonal cycle.

### **Potency Choice**

We have a hint in lecture 6 of the 1921 lectures about the choice of potencies. *"you can conclude that the system most similar to outer nature is the metabolic-limb system. If something is lacking there, ( flower and seed ) you must use the lowest potencies (1-10). As soon as you have to deal with the middle system, ( leaves ) you need intermediate potencies (11-20). When you have to work with the head, when something has to do with the spiritual in the head, (root) you have to work with the highest potencies (21-30)."*

From this we can conclude that the system most similar to the Summer period is the



metabolic-limb system. If we are making an application then, during the Light Warmth periods, you must use the lowest potencies (1-10). As soon as you have to deal with the middle period during the Equinoxes, ( leaves ) you need intermediate potencies (11-20). When you have to work with the head, related soil and Wood Sap period, of the Winter period, you have to work with the highest potencies (21-30)."

## **Radionic Potentising**

For many years I only made hand potentised remedies. My BD preps are still hand potentised. However once I began working with chemistry, and its 120 elements, I began using a small radionic potentising device. I have done some plant growth trials, with lettuces grown with hand potencies and radionic potencies, and the radionic prep plants reacted more strongly. I have no doubt this system works.

## **The Seasonal Cycle Treatments**

**Station 1— Mid Winter to one month before Spring;**

**Earthy Substance phase; 2nd stage of the Life Ether / Wood Sap phase; Aluminium / Boron**

The crystallisation period occurs during this period. This is 'the' real centre point of the year.

One of RS stories talks of how the real 'seed fertilisation', where the Cosmic imprint is fructified for the coming season, does not take place until mid winter. So this is the beginning of the new season. The movement outward begins. The activities of the Earth , the Cosmic forces and the Earthly Substance have been stimulated by the Gnomes. The Cosmic Forces want to take the 'seed fertilised' species intention through to the new seed. The Earthly Substance wants to provide all the physical nutrition needed for the 'body' of the plant, making fine tissues. RS says it is the Gnomes revulsion of this physical activity that causes the spring to push out of the Earth. I am happy for this to be a natural process connected with the cycle of the Sun. The Silica Cosmic Forces want to shoot for the sky, and the Calcium Earthly Substance wants to hold on for the ride. This combination is aided through the elements of this period, Aluminium and its brother Boron. The Aluminium loosens the Silica from its structured lattice and as Clay , stimulates the Silica Cosmic Forces upwards. Boron helps, by facilitating Calcium to hold on for the ride. On this journey outwards the active Life Ether comes to an end, and the Etheric sourced Chemical Ether becomes more active. This is the journey of the Wood Sap.

**500** is an obvious choice, due to it being in the Earth during this period, so it carries the Gnomes Calcium intentions.

I used **501 capped with Clay**, this time, however I would just as happily use Clay by itself or a Winter Horn Clay may prove even better. The 501 is well used just as the first real growth begins. The closer you are to Spring when you apply this 'tonic', the more comfortably you can add 501.

I used **Boron Phosphate**, mostly due to a mix of elements from different layers appears to be more 'stimulatory', than a mix of elements of the same layer. I also like the stimulation of Phosphorus in the Spring to add with the light processes. Nitrogen could be a consideration as Boron's mate as it also needs a boost along, once the soil warms up.

Regarding potencies, we are wanting the activity of the Earth to move above the surface.

So **middle potencies** are OK now.

This application was applied in August, or a month or so after mid winter. It caused the plants to feel energised, however they appear like a cohesive mass of growth, jumping out to meet us.

**Station 2— Spring. One month before and after the Equinox; Chemical Ether is strengthening and the Light Ether begins; Life Sap begins; Magnesium.**

Leaf growth is beginning, so photosynthesis is building the plant. The Etheric is growing in strength, and all the potential of the coming season lies ahead. Towards the end of this period the Astral inspired Light Ether begins to strengthen and the beginning of flowering processes begin.

This is one of the periods of the year when the Earth crosses the Sun's horizontal plane, which during the 'Lanthanide Journey' is experienced as a very nebulous 'in between' period where 'things are reconsidered'. In the Alchemical form, this is the Mercury time, which is the blending place where the poles meet. Magnesium Sulphate are the elements of the horizontal plane. Sulphur seems very appropriate with its catalytic abilities helping many elements and processes working together. Magnesium being the element sitting in the middle of the photosynthesis process seems also appropriate. It's energetic task is to bind the Etheric activity to the Physical, and this is mirrored in how the 'Life Sap' process which is beginning now, is bringing the Atmospheric Etheric activities to meet the rising 'Wood Sap' processes. This is the changeover period when the Below—the Earthly Substance process and the Above—The Earthly forces process have to interact.

So the 'middle' preps seem appropriate. We want to stimulate the Etheric and bind it with the Astrality, **Chamomile, Yarrow, Stinging Nettle and Equisetum** fit this need. Chamomile strengthens the Etheric, Yarrow opens it to the inward moving Astrality, Nettle ensures the Astrality is not too rampant, while Equisetum helps the Astrality and the Etheric to work together, bringing the Light into the Springtime moisture.

The chemical elements I used were **Magnesium, Selenium, Nitrogen and Prometheum**. Magnesium for its photosynthesis, Selenium, again to use a different layer to Magnesium, but also because this is the Etheric brother to Sulphur. The Nitrogen is to stimulate this element during the strong leaf phase, while Prometheum was added to hopefully bring some Spirit direction to the overall period, which can feel somewhat unfocused.

All potencies were in the middle range given we are still in the Etheric Leaf period.

This application was applied in late September or around the Equinox, and saw the raw growth forces of the Wood Sap become more refined and 'individualised', while the growth seems to stretch upwards with the increased Light forces.

**Station 3— One month after Spring to mid summer ; The Chemical and Light Ethers are active, while the Warmth Ether begins around a month or so before mid summer; Earthly Forces period; Life Sap builds in intensity so the Cambium process can build strength.**

Growth is moving strongly, Light is stronger and towards the middle of this period the warmth processes are starting. My sense was that the garden was bursting out, with raw vitality, and needed some containing.

In October, or a month after Spring equinox, I applied a mixture of **Chamomile, Yarrow, Nettle, Dandelion, Equisetum and Clay**. The aim of this mix is to keep the Etheric and Astral working together, while bringing in the 'soft' Light and expansive processes of Dandelion into the fertilisation of the strong flowering of this period. The clay was added to keep the upward moving Cosmic Forces processes going.

The Chemical Elements were **Potassium and Krypton**. Potassium is used by the plant during this period to build strong structural stems and carry the Astral light processes into the Etheric, shown in the early fruit formation. Krypton was a interesting choice. I did not want to use the Halogen elements at this time of year, as they have a very condensing, even blocking influence of various processes. So I choose the Noble Gas group. This is a Internal Spirit influence, which should bring some internal warmth to the table. Krypton is the Etheric element of this group. Chosen in the hope that it would direct the Etheric to its proper jobs of growing leaves.

All potencies were in the low range to have the focus on the metabolic region of the plant and season dominate then.

This mixture was sprayed in October at the time that the Light Ether would be strengthening. The sense of the plants stretching out to the Light was reflected in the flower stalks of the time showing elongation between the flowers. The garden was crying out for some containment.

**In November**, at the time the Warmth Ether was beginning, and the Cambium process begins to move inwards, it was time for some 'contraction'. I decided to make up the Cosmic Substance mixture and apply it in November a month before Mid Summer.

The mixture contained **Dandelion, Valerian, 501, Equisetum and Sand**. The aim is to bring in the Spirit processes and stimulate the 'Cambium' mass formation.

The chemical elements I chose were **Calcium Iodine**. This mixture is meant more for after mid summer, but the beginnings of this period is when the Warmth Ether starts to function more strongly. Calcium is an element used by the plant during tissue formation and can be short as the fruit bulks up. It is also on the same ring as Potassium, which could probably be used instead now. I chose Iodine for similar reasons to Krypton. I did not want to use Chlorine, as indicated for the Cosmic Substance period, but did want to use a Halogen to bring this inward moving Spirit influence in. Iodine is the Astral element of this group. The Astrality stimulates things rather than shuts them off, and is found as the 'starter element' in many bio chemical processes, so I thought this would be the best choice, for this time of year.

All potencies were in the low series to focus things on the metabolic region.

This spray caused the plants to take on a more compressed and strong gesture. They stand strongly in their own space and begin to draw in substance and bulk up. Their colour went a deep green with a sense of strong vitality was present.

**By mid summer — end of December** — I felt the garden needed perking up. We have a had reasonable rain this season, so the usual drought stress has not been present yet. So I decided to do one application of Spray 2 and 3 together and then 2 days later repeat Spray 4. The Etheric stimulus had the plant more 'awake' but again they began to stretch to the Light. Spray 4 was being called for, even after 2 days, and after its application the 'stocky vitality' returned. The garden is a darker green than usual and things are growing strongly.

#### **Station 4 — Mid Summer**

I sprayed the No 2 and No 3 sprays together, in the morning. Two days later I sprayed the No 4 spray again.

*Plants perked up and grew strongly. Very good weather 55mls of rain in January — mid summer*

**Station 5 - End of January to one week before Autumn equinox  
Cambium should be strengthening, while the Cosmic Substance process begins to draw towards the Earth. The Chemical Ether moves to below the Earth.**

For the Cosmic Substance activity, I made a potion of **506, 507, 501, Sand and Equisetum at D3** focusing them into metabolic processes; Another 1/3 was **500, 502, 503 at D24** focusing them on the soil activity, while the last 1/3 was **Palladium Chloride at D3**. This is using the Sodium Chloride axis to highlight the Chlorine indication for this seasonal station. I liked the Palladium as it is a Astral stimulant of the cation arm, however being a transition element it works more into life processes. It is a 'horizontal' plane element. I am hoping it stimulates growth, for fruit sizing, while the chlorine is working to bring things to an end, in ripening.

This application seemed to create a severe contractive influence. The afternoon 501 influence appears to have over stimulated the high Phosphorus in my soil, causing a 'burnt out' effect.

#### **Station 6— Autumn Equinox**

**Life Ether becomes strong within the Earth,  
Calcium, Magnesium Sulphate , 500, 505, Sand, D12 - 503 , 506, 507, 508 D24**

*This spray had a gentle contracting influence, moving towards the Earth.*

#### **Station 7— one month after Autumn till mid winter**

**Life Ether continues to build, while the Warmth Ether stops its above ground activity.** This is the Cosmic Forces phase of the cycle. The Autumnal inward stream is joining with the Earth processes. The soil life is still active and Humus is being formed.  
**Etherics 1000 D24 — all BD Preps, Gallium Nitrate D24** to support these soil processes

#### **Station 8— Mid Winter — Crystallisation**

The Gnomes are combining the Cosmic impulses received during the previous season, with the Earthly Substances available to them, to provide the 'fructification' and fertility activity for the coming season.

**500, 501, 505, 507, Clay, Lime, Germanium Phosphate D 24**

#### **Overview**

Overall the 2019 season has been considered the 'best season in living memory' , for the Hawkes Bay NZ. We had an even amount of rain and sunshine and warmth when we needed them the most..... Was this due to my spray regime?

My suggestion that the series of sprays mentioned here are all that would be needed, did not prove true. Fungal diseases, in tomatoes, were still evident and codlin moth in apples, came at the 'normal' untreated rate. Interestingly, powdery mildew was held in check by 'the season' responding when needed.

The overall garden health was great, due to the overall season. I will 'soften' the sprays through the summer period next year, as the 'inward' push was obviously too strong,

for my high Phosphorus garden ( 600 ppm Melich 3 P — ideal is 50 ppm) . If in doubt, I suggest staying with the 'Physical ring' chemical elements till greater experience is gathered of just how the outer rings influence plant growth.

## **Conclusion**

Overall, I am happy with the general 'thesis' and approach this study has suggested, and will continue this 'experiment' next season.