

The Planets and the Agriculture Course

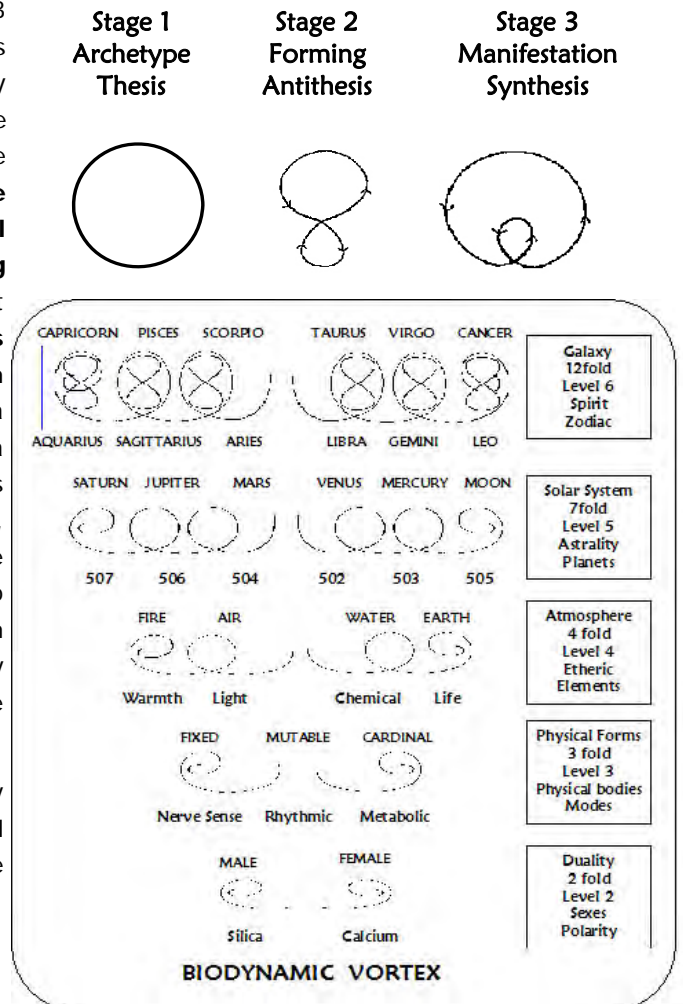
Glen Atkinson © 15 Jan 2021 v3

Dr Steiner's references to the planets within the Agriculture Course are scant, quite confusing and thus easily neglected. In the first lecture, where we are given the 'World' big picture, there are the 'Earthy' inner and 'Cosmic' outer planets, suggesting the inner come from below while the Outer come from above. But then in the second lecture, where we are given the inner organisation of life, and specifically the 'force' processes, the Inner planets are coming from above and the Outer planets are coming from the Earth. Then in the 6th lecture, where we are dealing with manifest problems, they are reversed, the Outer planets are coming from above, and the Inner planets are coming from below. Along the way he speaks of Direct and Indirect planets, in three different contexts, while in the fourth lecture we have Outer planets coming in the front of the cow and Inner planets coming in the back. Given this confusion and small amount of text devoted to the planets, people easily dismiss these indications as interesting curiosities, or choose one or other of the directions. Commonly lecture 2 wins, as this conforms to a basic image of plant growth.

However, being an Astrologer, they do mean a lot to me, so losing them was not an option. Even to a reasonably astute and experienced Astrologer, RS use of the planets are challenging. He plays a few 'games' with them that are not commonly found in most Astrologers bags of tricks. He uses them more as a 'physics formula' of forces, that can move into different arrangements according to their contexts, rather than as characters sitting around a table chatting, as in a birthchart. As unusual as this is, it is important we find our way through his games, as the planets are the golden thread through his story, that allows all the various layers and their parts, to be followed through this winding road, we call Biodynamic understanding. I have been exploring these byways since 1976, with my Astrologers eye, so while my story may seem complex, it is the only way I have found, that all the pieces of the puzzle fit together.

I have created a map of sorts, that provides the contextual framework to what is best imagined as a 3 layered game of chess, but it is talking of the process of manifestation. I have not seen Dr Steiner clarify this 3 layered game consciously. While the 'dots' are throughout his literature, the pathway through those dots, is not stated. This pathway shows **there are three stages in the process of the Universal Intention or Archetypal Thought becoming Manifestation**. This process can be seen in the most fundamental of Life Processes, Cell Division. **There is a sustainable cell, it begins to pulsate and then it divides**. Similarly, I have come to see there is a Archetypal Impulse, coming from the Stars; there is a stage 'Behind Manifestation'; and then there is Manifestation. This may seem all very academic, however when we explore Dr Steiner's stories, we can find these three stages being outlined. If we do not know which stage is being discussed at which time, there can arise considerable confusion, and why 99% of readers believe the Agriculture can not be understood. Believe me, it can be.

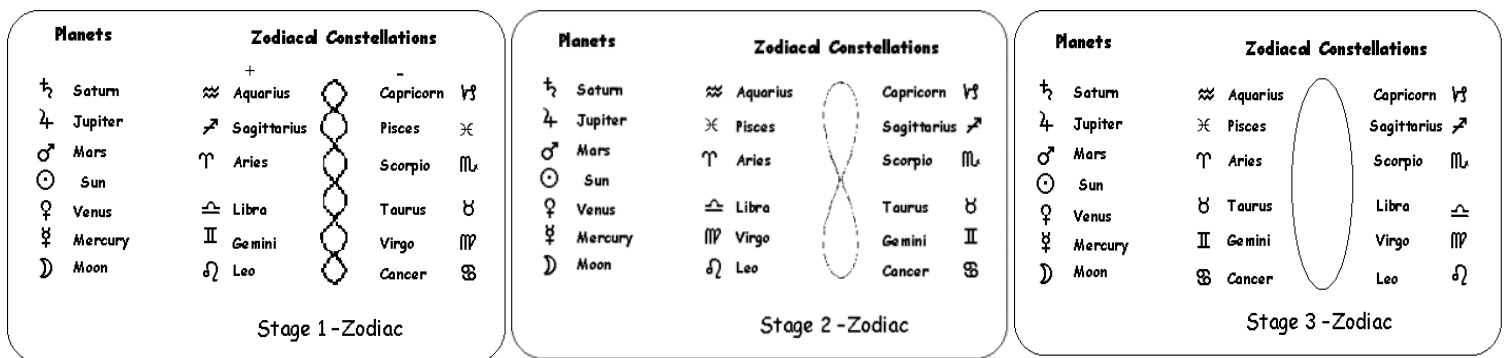
I first saw a hint of these three stages in my journey through 'Biodynamics Decoded', in 1980s. I had realised that the parts of Astrology, the Zodiac, The



Planets, The Elements, The Modes, Duality and Unity, were all different levels of the one Vortex. Each level describes the same thing — Reality, but within the pattern of its parts. Duality has two parts that polarise, Male Female, Positive Negative, etc. This polarisation however creates a middle space, which leads to the next stage the Modes. In turn the middle divides into two and we have 4 bits, manifesting as Fire, Air, Water and Earth. Again the middle condenses and divides and we have 6 pieces the planets. When we get to the top of the vortex and the space widens, we have the 6 planets each dividing into two and we have the Zodiac forming.

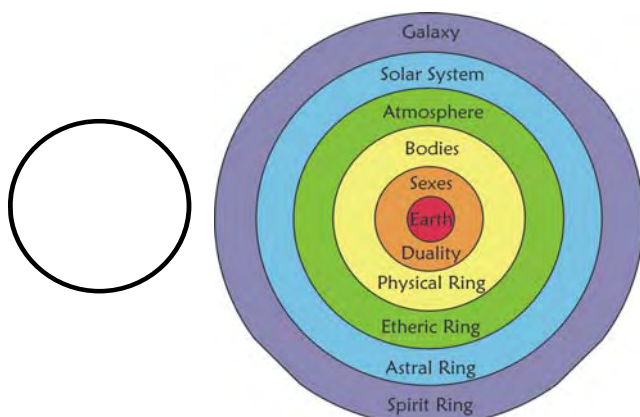
All of this ‘pattern forming’ is made up from our astronomical reality, seen through 5000 years of Astrological observations of this reality. This suggests we may well be observing a **Universal Truth about Reality**. RS’s stories throughout his latter years of lectures, often talked of one or other of these layers of organisation. He provides the manifest flesh to these bones.

A question arose though. **The pattern of the Zodiac that arises from the story so far does not conform to the pattern of the Zodiac as they appear in the sky.** We know from Astrology that the planets each rule two signs / constellations of the Zodiac, however the story of the vortex has the pattern as pictured in the Stage 1 picture below. To get to the Stage 3 picture, which is how the Zodiac is ordered in the sky, we first have to ‘unwind’ the mutable or changeable constellations, which provides an image of the constellations as a lemniscate, and then this lemniscate has to unwind to give us the circle we have as the zodiac.



While we can see the ‘normal’ Aries > Pisces zodiac in this image, we can also see a zodiac that starts at Cancer, ruled by the Moon, and runs backwards through the planets, till it reaches Leo, ruled by the Sun. This is the zodiac RS and Kolisko use to describe the archetypal order of the evolution of the animal kingdom. I have also found this zodiac useful in understanding chemistry. It is also the zodiac used with the Precession of the Equinoxes, that describes Human societal development.

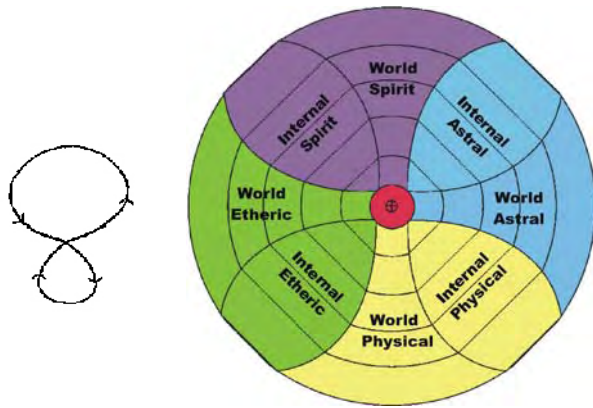
When I came across this pattern and the threefold unwinding process, I supposed that it was important, but I did not know why or how. So I ‘noted it’ and put it on the shelf. Subsequently, I came across similar things through the years. Once I thought I saw RS describe this process, but have been unable to find it again. I have asked various of RS students if they have seen this pattern described and none have. So I suspect I may have seen this in a dream or the like.



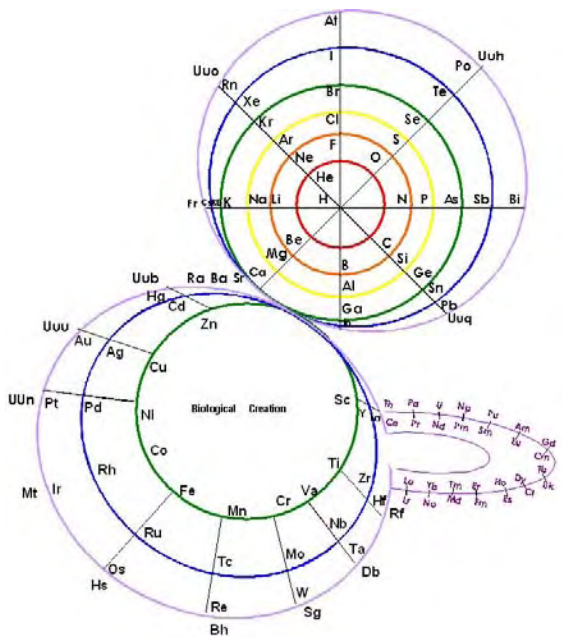
The next place I came across this 3 stage process as a real phenomena was during my studies of Chemistry. (1) One of the first observations one can make about chemistry is that it is organised into 7 layers. When we look at the organisation of our creation, we easily identify we have 6 layers of immediate organisation. The Earth, the duality of matter, the physical bodies of Life that have a 3 fold organisation, the Atmosphere of the Earth—where the 4 elements exist, the Planets and then the Galaxy of Stars. This is OUR immediate

environment. The 7th layer is either the rest of the Universe, or we can look at the Zodiac layer as having two layers within it. I choose this latter option. So in the layers or electron shells of Chemistry, we have an organisation of 'What Is' real in our environment. As Above, So Below.

This organisation also provides a clear image of the Cosmic Activities. RS states in various places, that these Cosmic Spheres are the actual source of the activities we call Spirit, Astral, Etheric and Physical. The Stars are the Spirit forces, the Planetary spheres are the Astral activities, while the Atmosphere of the Earth is the World Etheric, while the Earth provides us with the physical substance these activities use to make Liforms.

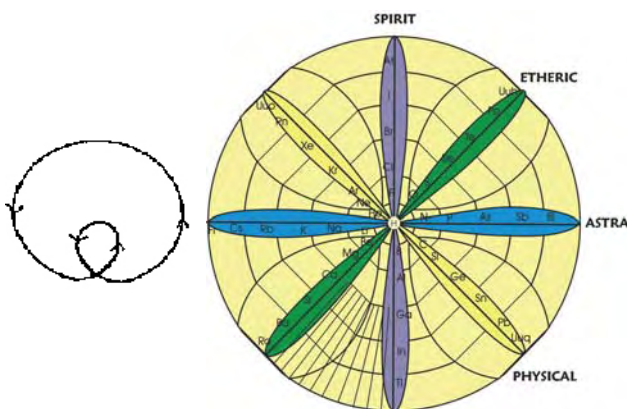


Stage 2 - The Universe however is not stationary. It is Moving, and spinning very fast. When something moves there is polarisation of the matter, into positive and negatively charged elements, due to the formation of a magnetic field and its subsequent electrical field. This polarisation leads to Life and to the specific ways the World and Internal Bodies organise within Life. In Chemistry this shows as the Cation and Anion 'families of elements', of which there are 8 families of the Major elements. Through studies of the nature of the families, much helped by Dr Hauschka's book, (2) I was able to organise the major families to 8 arms of the octagonal gyroscope. This is a form used by most cultures of humanity in the building of their temples and cathedrals. The final clarification of this image was my consideration, based upon RS 1922 medical lectures. (3) This image, placed over chemistry provides a lot of insight into how the chemical elements interact with each other, and their influence upon the energetic activities.



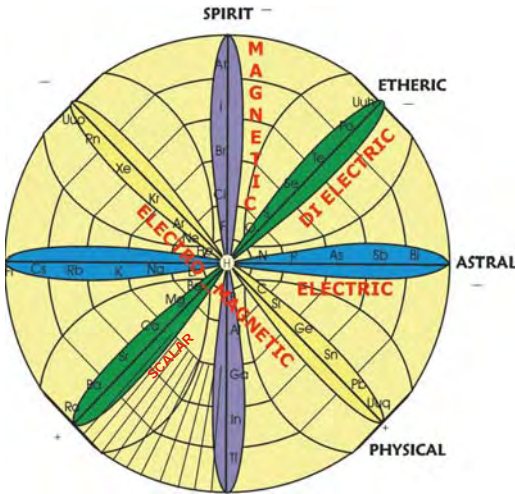
A further 'proof' of the lemniscate as a 'feature of Life' are the transition elements in chemistry. The transition elements find their usefulness as catalysts of the biochemical processes., that run Life. While the major elements provide the raw material of lifeforms, the transition elements are essential for the inner processes of life to function.

There is this very odd feature in the normal Periodic Table of Elements, where the hardness and melting points of the elements follows with their increasing atomic weight, until they come to the transition elements, at the 4th layer of the table. Instead of the hardness and melting carrying on in the order of the elements Calcium to Scandium, and so on. These characteristics jump to the end of the transition group to Zinc, and then work backwards through to Scandium and then onto Gallium (see pg 43 of 1). Dr Hauschka (2) gives the details of this, in his 'Brothers of Iron' chapter. This leads to the image that the Periodic table — which should be drawn as a circle and sphere rather than a rectangle , given atoms are spherical — has a lemniscate 'detour' within it, created by the life giving transition elements.



Stage 3 - While this organisation provided insights into how all of chemistry interacts, there came the question (from Dave Robison) as to how RS's comments about H, N, O, C being the carriers of the energetic activities into manifestation, fit this model. These are the 4 base elements for all carbohydrates and proteins. Again note we are dealing with real life substance — protein.

The answer to this question came by looking at where the



elements are placed on the circular periodic table. Each element sits at the bottom of one arm, whose positive and negative companions form one axis. So this provides four axis of a positive and negative dynamic, within manifestation. Thus suggesting this was a third layer of organisation by which the Periodic Table could be observed.

A further observation along this line came when considering the physical realities of Magnetism, Electricity, Electro-Magnetism and Di-Electrics. Following the physical laws of their relationships, as described in their literature, these appear to follow the same pattern, as for the 4 base chemical elements.

So again I had a threefold process of the 'What Is' , moving through a middle stage into manifestation.

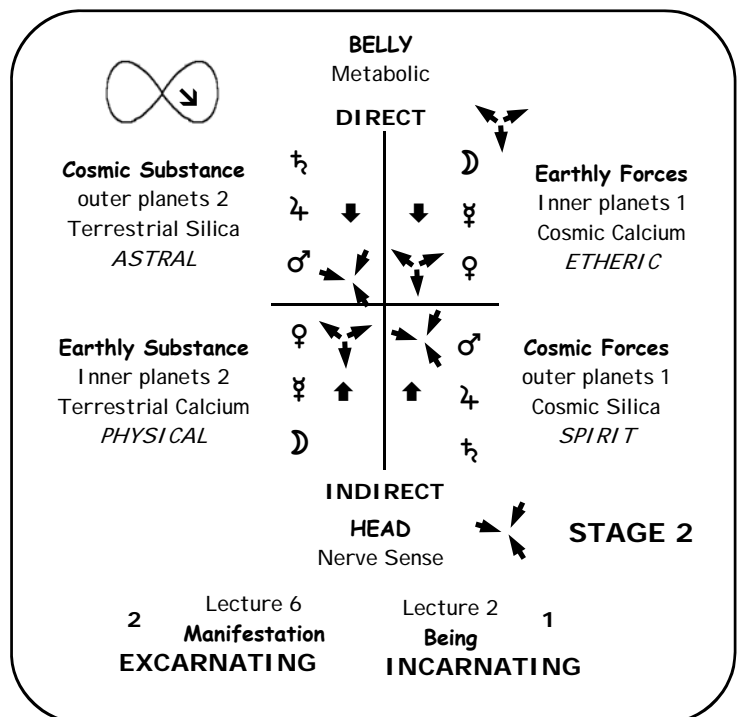
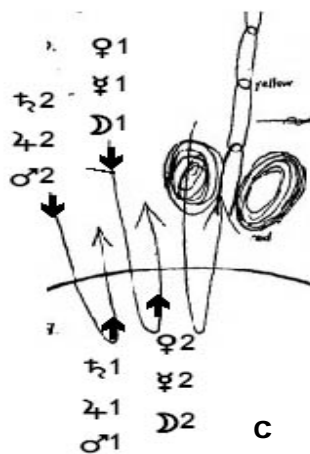
The Planets

RS planetary organisation, as described in the Agriculture Course is a very sophisticated thing, Astrologically. There are two separate planetary organisations and they need to be approached separately. Not many astrologers consciously work with incarnating and exarnating planetary processes, or do they consider polaric groups working together as Direct and Indirect complexes, or do they use the Cancer to Leo zodiac. Indeed very few astrologers consider 'nature' at all. It is a very person centered science in these modern times. Nevertheless, basic astrological experience is a very useful tool for 'getting where RS is going'.



I have already said RS only left a 'breadcrumb trail' for us to follow, and the best diagram to begin this treasure hunt was provided in the last lecture (18). The story of this picture was first given in Lecture 2, where we are introduced to the 4 **Physical Formative Forces** (PFF), working within the 3 fold physical bodies. RS said the outer planets come from below, and the inner planets coming from above. This order is the opposite of what we are lead to believe is the case in Lecture 1 and lecture 6 (c). Lecture 1 is the story of the outer World processes, and at in this context, the inner planets do work with the Earth and the Outer planets work with the Light and warmth in the Atmosphere.

Lecture 2 the story is of the **internal forces** active in 'living nature', and especially how the plant resides within, and above the soil. We are first given the 3 fold image of the physical body, and then we are given the 4 fold story of the activities working as Cosmic Substance and Force, followed by the Earthly Substance and Force, along with the physical substances that control these processes actions, Clay, Sand, Lime and Humus respectively. These are activities working within the physical body, and are companions to the 'organisations' RS talks of in his human medical lectures.



We can thus talk of a plants warmth organism, being associated with the workings of the Cosmic Forces, and the Incarnating Indirect Outer Planets, just as we can do with humans.

These processes are different to the 'Ethereic Formative Forces' that work within the Etheric body, in companionship with the Elements, of Fire, Air, Water and Earth. It is important to note the Agriculture Course is NOT the story of the Ethers — this story is told in lecture 7 of the 'Man as Symphony of the Creative Word' series. **The Agriculture Course tells the story of the Physical Formative Forces.** This is why the folks that use the Ethers as their primary energetic reference, CANNOT understand the course. The thought processes are different.

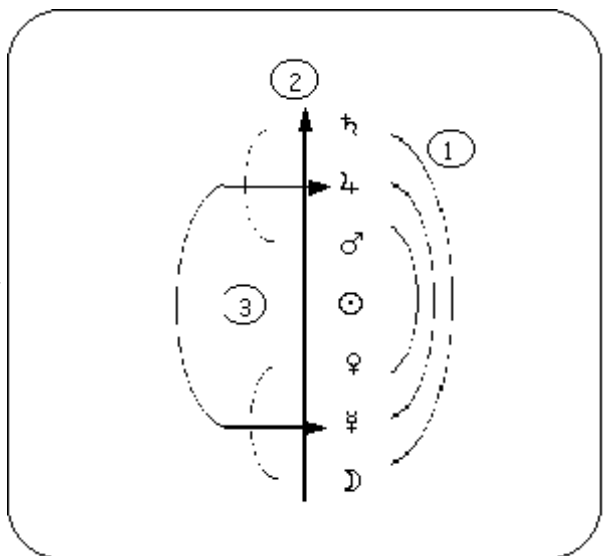
The diagram that develops from this image, when we put the planets to their appropriate PFF, is this one at the bottom right, on the previous page. You should note this is the Stage 2 diagram. This is 'the middle' of the journey. The trick is to use both lecture 2 and lecture 6 indications of the planets as a parts of two circling interacting streams of activity. We can also note this ordering is the same RS uses for understanding the energetic make up of Humans. But how we get here has its own story. So lets start at the beginning.

As hinted at earlier, RS planetary indications go beyond the simple listing of the planets according to their rotations. In lecture 2 onwards we look into the energetic organisation of lifeforms. But we can not go straight there. A preliminary step is required if we are to 'keep things tidy'.

The Planets – 7-fold

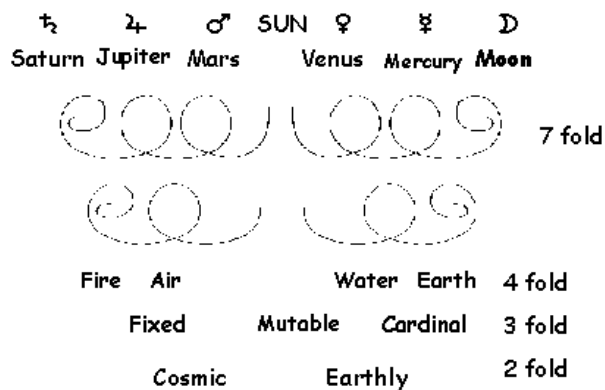
We should start with lecture 1, which is the story of the external world and the first planetary organisation. There we are given the image of the Earthly inner planets and the Cosmic outer planets. It is fair to assume RS is saying that the inner planets work from within the Earth and the Outer planets work from above the Earth, in this context.

This organisation of the planets is according to the **duration of their orbit**. In the case of the planets it is around the Sun. In the case of the Sun and Moon, it is their time 'to circle the Earth'. We do this while acknowledging that it is indeed, the Earth circling the Sun, however from our standpoint the Sun appears to circle the Earth. These are **real cycles** within the ripples of SpaceTime. This usage is a mixture of Geocentric and Heliocentric perspectives. While this is a predominately Earth centred view, the Sun is still given its heliocentric Star status, and seen as a central balancing and directing influence. The planets cycles are heliocentric electronic realities first and foremost. We then describe these real things, from our geocentric position.



The planets are within spheres of magnetic rings, around the Sun. However seen from the Earth they start at the Ionosphere, and extend to the edge of our solar system. At present this pattern extends out to the orbit of the most recently discovered planet, Pluto. However when dealing with manifest life it is common to use only the 'traditional' planets, we can see with our eyes: the Sun plus the six planets, which includes our Moon, Mercury, Venus, Mars, Jupiter and Saturn.

The outer three planets, Uranus, Neptune and Pluto were consciously discovered in more recent history and are associated with areas of extra sensory perception and the collective unconsciousness. The 'original' seven planets, are connected to the physical manifesting streams of the universe. Saturn is seen as the limit or boundary-giver in life.



The natural expansion of the vortex spiral sees the elements of Air and Water from level four continue to divide forming a third polarity. At this level once again the planets are divided into several patterns. We can initially identify the same divisions we found at the 4-fold level: the macro and micro, or external and internal polarities.

Macro Polarities

As we are dealing with life on planet Earth, we observe the solar system as if we, the Earth, are at its centre. From this position, as we look out, we see there are three planets closer to the Sun than us, and three further away. These inner planets are the Moon, Mercury and Venus, while the outer planets are Mars, Jupiter and Saturn. The macro polarity of the solar system is immediately obvious from this image.

The outer planets are considered assertive and 'worldly'. Traditionally these three planets have been associated with the following attributes: Mars being actions taken in the world, Jupiter with the cultural and philosophic condition of any group, while Saturn governs the rules and bureaucracy of any social grouping.

The inner planets are more personal and retiring in nature: Venus governs the receptive side of relating and what makes you feel good, Mercury generally covers communication, while the moon covers the personal emotional response, instincts and nurturing needs.

The outer planets are concerned with that which endures beyond the first cycle of any impulse, while the inner planets are associated with more transient phenomena. Each planet has its own individual quality, but also functions as an 'organ' in the body of the solar system. Indeed medical astrology ascribes each planet the rulership of specific organs in the human body.

Micro Polarities

The patterning of the micro polarities continues as a development between an outer planet and an inner planet. These individual polarities form creative harmonies which can be identified in many different areas of life.



The Moon and Saturn.

The moon is the closest 'planet' to the earth, and is associated with the primary nurturing and uncontrolled development of life. If left to itself, the moon forces would create life as an amorphous mass existing only to multiply as in primary cell division, hence creating the concept of 'The Blob'. It is emotional and 'watery' in quality and associated with a primary stage of intuition, through unconscious reaction to sensation. The first few years of a baby's life, are very much moon years.

The Moon has the shortest cycle and is associated with quick growing plants, and those that retain a large content of water. On the one hand, this governs Cacti and succulents, and on the other it governs most of our vegetable plants.

Saturn is the wise old man, with an authoritative image, who brings structure and form to the Moon's growth. It brings form, manifesting as the human skeleton and skin, responsible action

and social systems, or bureaucracies. Left to itself it would continue until we and its other forms, become sclerotic stalactites. It is only through the balanced interplay of the Moon and Saturn (the child and the adult) that life finds form and maturity, at their allotted optimum time.

Saturn rules the evergreen trees and especially the conifer varieties. Their rhythms are usually of long duration and their lifespans are in multiples of 30 years. The restrictive quality of Saturn is noted in their pyramidal shape. Their sap is slow and often resin like.

This polarity is - the will to manifest.

Jupiter and Mercury

Traditionally, both Jupiter and Mercury are considered to govern intelligence. Mercury is quicker in nature, and scurries about collecting all the facts. Jupiter is the philosopher who examines, balances and gleans wisdom from Mercury's information.

The image of Jupiter is of the well-rounded mature entity, governing the cultural life of a community and the middle years of life from 30 till 50 years. This is the period when one has accumulated experience and wisdom and still has the health to act consciously. It shows in plants as well as humans. It governs the deciduous trees that often form well rounded spheres, for instance the English Oak, and fruit trees of all kinds.

Jupiter trees are deciduous and form spherical canopies, with their sap being more fluid and their lifespan usually of moderate duration. Fruit trees and the Oak family are good examples of Jupiter. The abundance of Jupiter is evident in the fruit we gain from her charges.

Mercury on the other hand governs climbing and creeping plants that need a supporting tree to hold them upright. The adolescent with their endless stream of unfocused energy personifies Mercury. The key thought here is that both planets expand whatever they touch.

Mercury runs and weaves following the path it is pushed. The plants it governs are the vines and the runners. Mercury's mark is seen in any climber that does not support itself.

These two can be seen as - the thinking planetary polarity.

Mars and Venus

This is the polarity of the feelings.

Venus epitomises all that is beautiful and harmonious in the environment. It can be said that its sole aim is pleasure, and being an inner planet, it gains pleasure through attraction i.e. by its beauty it attracts. It is concerned with an easy interchange between any two objects and aims to achieve harmony. It creates the milieu for social interaction to occur. Romance and foreplay are both Venus' environments.

Venus rules plants in which flowering predominates and has been associated to the Alpine and desert plants. These plants lie dormant for long periods, and when the conditions are right, flowering occurs. Their flowering can be extremely short, but is the highlight of their life.

Mars, on the other hand, takes action to get what it wants, and is prepared to achieve its aims at any cost. With Mars there is always some loss in the process of gaining the prize. It is gross compared to Venus but in their intermingling a harmony is reached and Mars happily gets for Venus anything she wants.

Mars' cycle is 2 years and governs both biennial plants and the shrubs, especially the shrubs that

have an element of die back in their growth. After flowering and fruiting the new shoots come from the growth below.

In so doing these are the planets of relationship and feeling.

The Sun

The Sun is symbolically the central spiritual individual, the "I AM" presence, who mediates and harmonizes the creative tension set into play through the planets. As such it is a balance of all the above energies. The Sun is the mediator of all the planetary forces and its plants show a balance of all the parts. The clovers and grasses are Sun ruled. The roots, leaves and flowers all have equal predominance in the life cycle.

While this arrangement of the planets, is useful might be considered the archetypal structures of the planets there are a few other patterns of the planets used in Astrology which are explained in the Chapter: The Planets

The "far-out" Planets

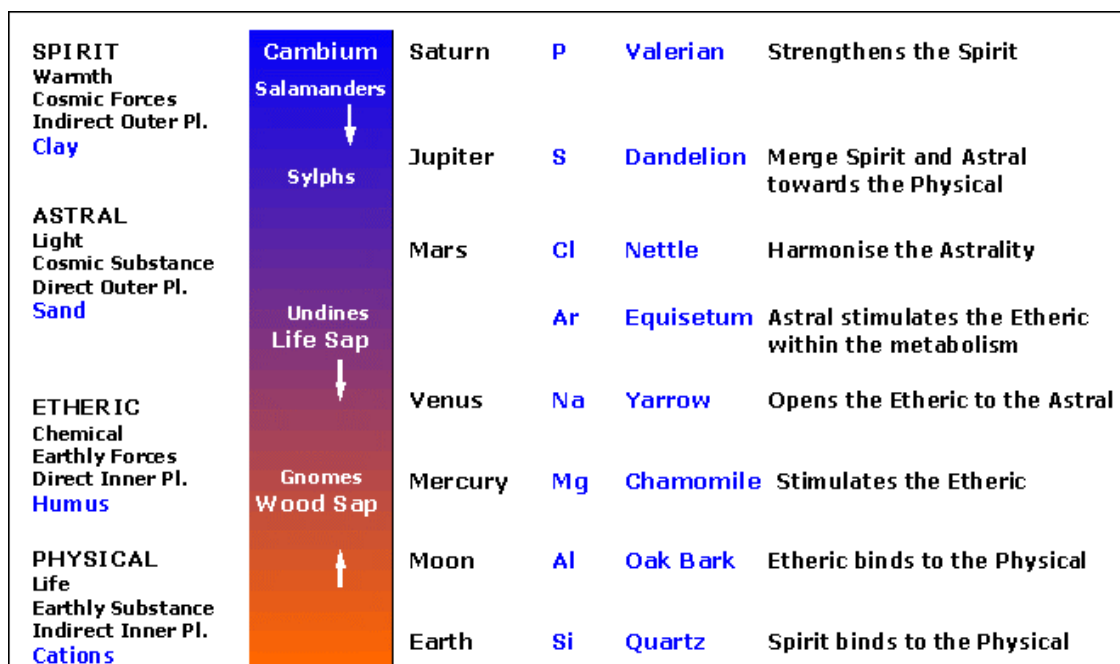
Uranus, Neptune and Pluto, being collective influences generally work in areas beyond the individual, in group phenomena. Uranus governs Group Ideologies, Neptune - Group Faiths while Pluto governs Group Movements. If an individual has personal planets closely related to these outer planets it gives them the opportunity to connect with collective impulses more closely. Telepathy and psychic perception arises from this situation. Uranus creates the Occultist, Neptune the Mystic and Pluto the Shaman.

They do indeed create 'far-out' individuals, some might even say " beyond the fringe".

These divisions give some hint as to why planting by the Moon is so popular among vegetable growers, as the Moon has the closest affinity with vegetables. Experience has also shown that emphasising the influence of other planets at the sowing, planting and harvesting of their associated plants, helps in their growth and vigour.

These associations are archetypal in nature and while the varieties mentioned, carry the mark of the planet most prominently, there are many plants, that carry a mixture of influences.

This planetary order is useful for an overall image of Biodynamics, however in the Agriculture Course we have to take another step to really understand what RS is offering.



The Double Planets

RS's first premise is 'As Above, So Below'.
 Life on earth is an expression of the Forces coming to Earth from the Cosmos, which are then reflected back outwards, as Lifeforms. The planets in this order are as they sit as rulers of the zodiac constellations.

Stage 1

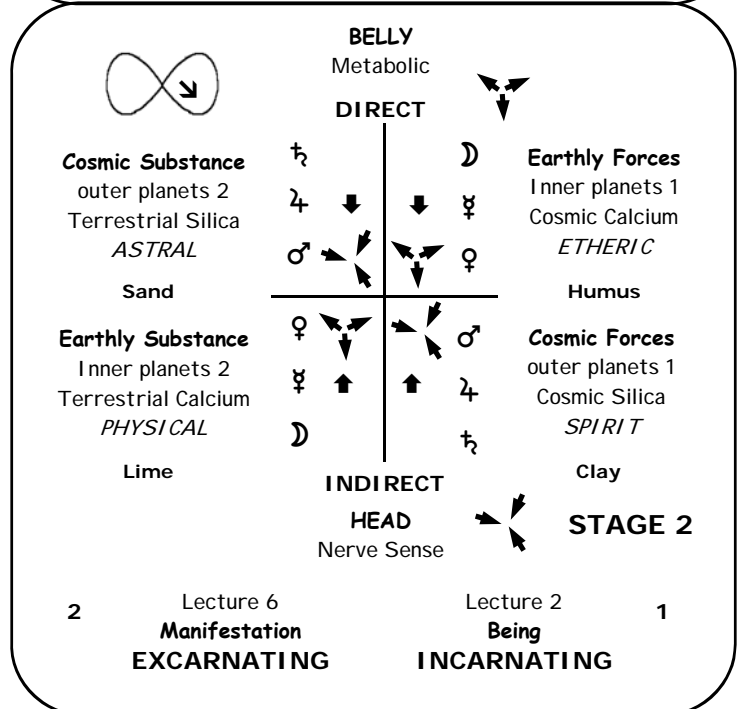
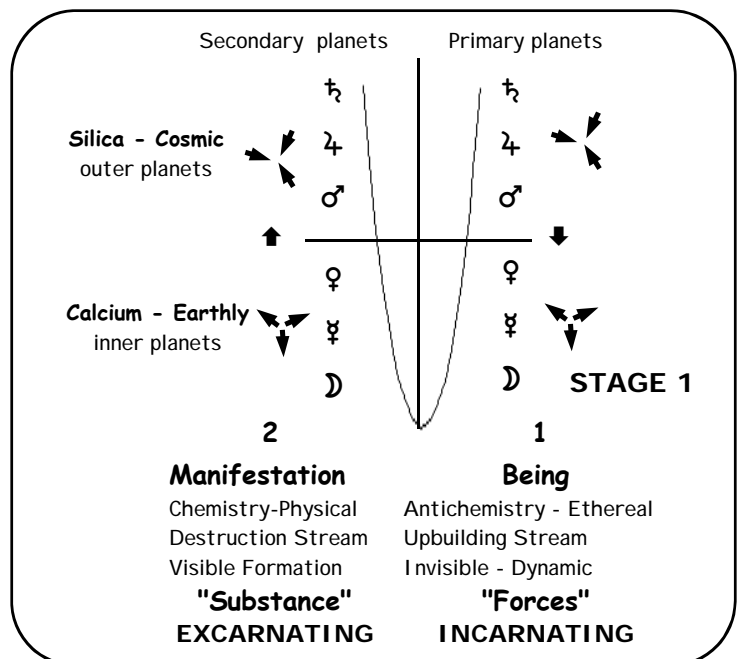
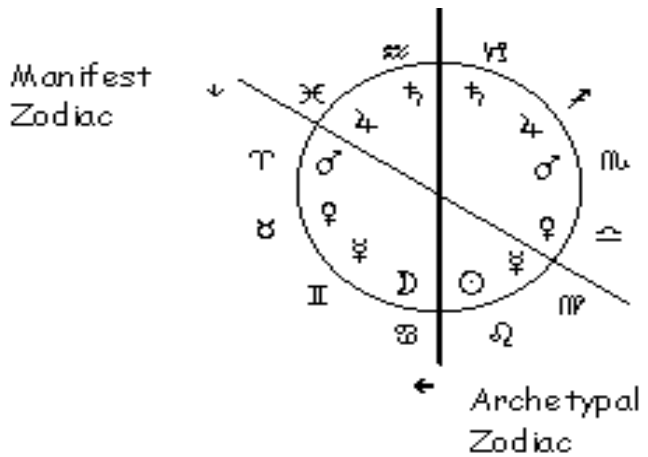
In 1951 Dr Lievegoed gave a series of lectures to the BD experimental circle (the in crowd), which has been available as a booklet (4) ever since. It is not an easy book to understand, however it does offer further insights into RS use of the planets activities. The planetary organisation he uses is not the same as that used in the Agriculture Course. It is the stage before the course, and is the same as RS uses for his 'evolutionary story', of how we take Birth, move through Life, then through Death and into Life again. This story tells of how, after Death we move through the planetary spheres, and undergo a process of reflecting upon our Lifetime. We do this, until we reach a point, just after Saturn, where we have a chance to decide if there is anything we would like to change. Upon which time, we then begin the incarnating journey through the planetary spheres again into our next life. We then go through Life as a process of exarnation, living through the circumstances we have setup for ourselves. We are living out our life path, and towards our next death.

Plants have a similar journey. A species plan comes from some particular star, to the sphere of Saturn. Saturn picks up this 'idea' and works with Jupiter to adapt it to the circumstance and so on through the planets until the end of the incarnating Moon sphere, where germination then takes place. Plant growth to seeding is then the exarnating phase of this process.

Along with insights into the Incarnating and Exarnating planetary processes, and the planetary polarities, the introduction of this book provides a statement about the relevance of the Vortex organisation shown on page 1 of this essay

Stage 2

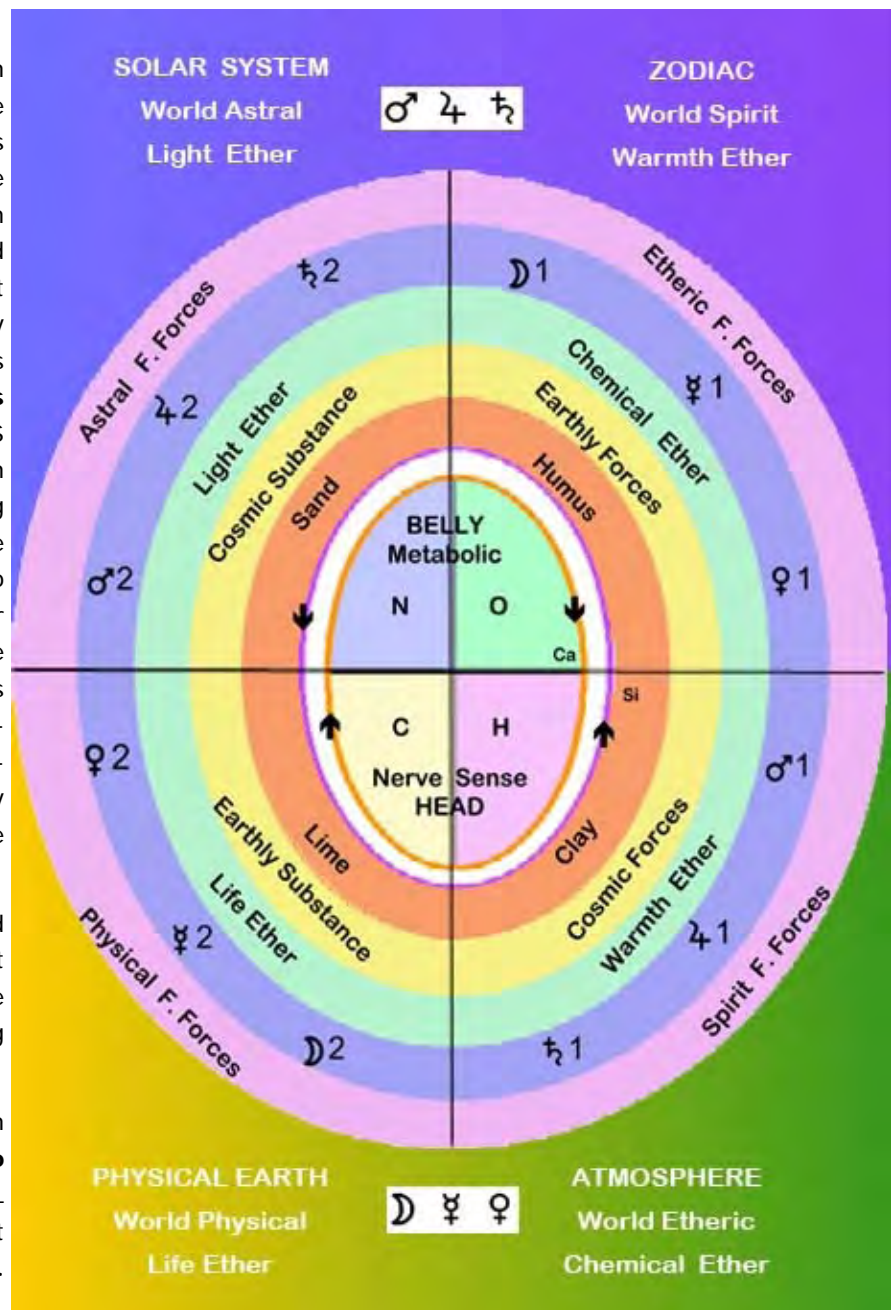
In the second part of BL's book, he talks of how in living processes, these planetary activities polarise with each other, to form a unified



outcome eg, Saturn 1 and the Moon 2 work together to create the skeleton and skin, and so on. This is where the Agriculture Course takes over. RS gives us information about how the Soil, Plants and Animals organise and manifest according to the same planetary polarities, however he describes them in a broader context. **BL's polarities become RS 'pairs'**. RS story is multi layered, but based on the four primary activities running through all the layers. As the planetary activities work into matter he gives them particular names. Once they work within the Physical organism, he calls Outers 1 - Cosmic Forces, Outers 2 - Cosmic Substance, Inners 1 - Earthly Forces and Inner 1 - Earthly Substance as seen in the picture from lecture 8 , on page 4.

These pieces have to be placed within the larger context that includes the other layers of the story, we have to consider, giving us this image.

We are at the stage of the creation process, when **things begin to move and polarise**, and where BL and RS also begin to talk about **Direct and Indirect Planets**. These are a Stage 2 phenomena.



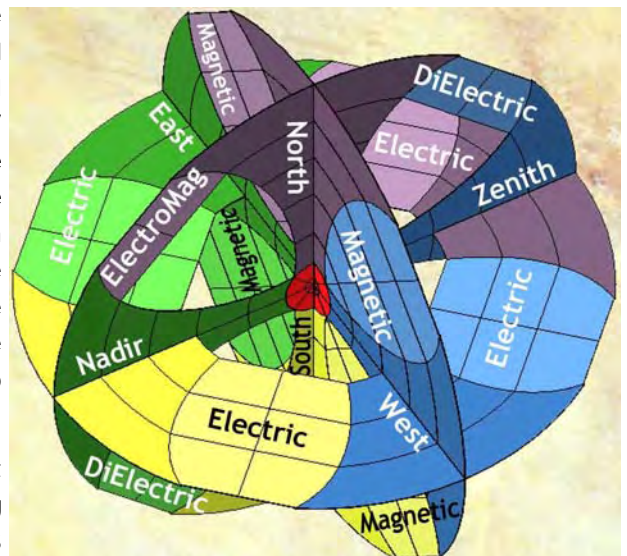
The main difficulty of this topic, is that RS described three different versions of what constitutes Direct and Indirect planetary activities. I will go into the details of these three approaches in the next chapter. Each of these three organisations, appears to have their specific place of application. The one we are discussing here appears to be most related to the **internal growth processes of living beings**. In this version, we are focusing upon the **Direct forces coming from Above, they are absorbed by the Earth, and then reflected back outwards, as Indirect forces**, in the same place. These are firstly 'World' processes, occurring outside in nature, and secondly they work inside lifeforms to influence the way internal activities occur.

With the **general Cosmic Silica and Earthly Calcium streams**, (circles in the middle) I see them as two streams of activity that spin in opposite directions to each other, moving between the Above and Below of the Earths surface. They are always interacting with each other. The individual energetic players of each part takes dominance depending on where the stream physically is. Eg Below, the Cosmic stream is dominated by the Spirit, and the Astral plays a secondary role , while Above , the Cosmic stream is dominated by the Astral and the Spirit is along for the ride. These two sides of the Cosmic Silica stream, have to interact with each other.

The same occurs with the Earthly Calcium stream. When in the Earthly Substance quadrant the Physical is dominant and the Etheric supports it, whereas when the Calcium process is above the soil in the Earthly Forces phase, the Etheric is the dominant activity with the physical playing a secondary role. This is the **Biodynamic Plant Dance**. How do we work with all these processes to enhance Nature. We can use the 4 Earthly substances, clay, sand, humus and Cations, along with the BD preps.

We can look at the **Layers of the Quadrants**, as different manifestations of the one energy. They are different shells within our the Internal Universe, that can each effect the whole quadrant. Strengthening any one part of this activity, and the whole quadrants activity is influenced. Biodynamics offers us the opportunity to know the parts of the game, and what will influence them. We are particularly interested in the Planetary ring in this discussion. If we use the Outer planets 1 quadrant as the example. The two main players driving this area, are the Spirit and his mate the Astral. When they are active within the planetary dimension, Saturn expresses the Spirit, while Mars expresses the Astral and Jupiter is how these two activities work together. Being of the primary phase Saturn holds a Star's Species message for the plant. Jupiter adapts this primary impulse into something that can fit into the environment it finds itself in, while Mars gathers the enthusiasm for the task, assesses whether these goals are possible, based on Jupiter's primary research, and begins to move forward. This is the force that, once it has grounded itself through its time in the Earth, wants to bolt to seed, in the spring, to further its kind. All the other forces have to hold on for the ride and try to soften its will enough, to build some leaves and fruit.

The Incarnating and Excarinating Streams, are still in place, albeit lemniscated. **The Direct and Indirect activities are only talked of in regards to the Stage 2 and 3 organisations.** (See BL pg 19). While Stage 2 is a development of Stage 1 these 'layers' work simultaneously, and independently of each other. Two distinct Layers with different 'rules of the game', in the same space. I imagine these 3 stages being related to the three planes of the Gyroscope. Stage 1 is the Vertical Magnetic plane, Stage 2 is the Electric Horizontal plane and Stage 3 is the Electro-magnetic / DiElectric, vertical plane. 3 planes of activity in the same place. This says Stage 2 - the Agriculture Course is the story of the horizontal plane, upon which we find ourselves, along with the planets in the Solar system, and behind which we have the constellations. This is the plane and place where life exists. These are the processes that bring Life into Creation.



To get from Stage 1 to Stage 2 there is a twist needed in the diagram. (Pg 9) **On the Incarnating side, we flip the planets over.** This provides RS 'pairs' within the physical systems. Once we enter into Life Processes everything is polarised. Cations align with Anions, Positive and Negative charges attract and so on. So, like the pulsating / polarising phase of cell division, this movement towards Life appears in the diagrams via a Lemniscate twist. This middle **stage 2 stage provides, the laws that stand BEHIND creation.**

RS defines a primary polarity for the plant and soil, that this 4 fold group sit within. The activity of the soil and roots of the plant are similar to the Head of the Human, with a predominately contractive quality. While the flowers and fruit of the plant, being the reproductive parts of the plant, are reflected in the Human Metabolism, as a expansive influence.

When we put lectures 2 and 6 together, we can see RS has the Direct Forces coming from above, and having two sides. There are forces coming from the Outer planets 2, (those beyond the Sun) which have a inward moving contractive Catabolic action ,and the Inner planets 1, (those between the Sun and the Earth) referred to as Earthly Force activities, with their expansive Anabolic quality. Add these, to the two types of Indirect planets, and we have a fourfold form. When they work within the Physical, the Direct Inner 1 are called the Earthly Forces, The Outer Planets 2 are Cosmic Substance, working from Above. The Indirect Inner 2 are Earthly Substance and Outer Planets 1 are the Cosmic Forces, working from Below. Thus we have a expansive and a contractive influence in both the Inward Direct and the Outward Indirect activities. We can also say there is one Incarnating and one Excarnating process in the Direct and Indirect streams of activity.

So while we can find a dominant expansive process in the Metabolism, we can also find a contractive growth process, working with it. Similarly within the Nerve Sense system, it has a dominant contractive influence, supporting the contractive Spirit based Cosmic forces, with a secondary expansive influence, coming from the Physical Earthly Substance processes. This expansive influence has 'migrated' from the metabolism, into the head, through evolution, and still works upwards to support the 'nourishment' of the brain substance. Too much of this and we have migraines.

Finding this organisation occurred over several years, and came from a few lines of observation coming together. From stage 2 we have the Physical Formative Forces (PFF) Cosmic Substance (outers 2) and Earthly Forces (inners 1) in the Metabolism, and the Cosmic Forces (outers 1) and Earthly Substance (inners 2), ala diagram 18. I was not firm on each of these groups 'needing' to sit in any particular order, as can be seen in my early diagrams of this. However things started to coalesce, that suggested where each of these sit in RS lecture 8 fourfold pattern, is indeed significant. Dr Steiner's diagram placements are to be taken seriously, for Stage 2. There is however a further step.

We have been looking into the lemniscate stage 2, with RS Ag Course order, and then there is a **stage 3 , Enfolded Manifestation**. This is not found in the Agriculture Course, but can be found broadly described in 2 other lectures (6) as well as in Chemistry. I will describe it here for the sake of telling the whole story.

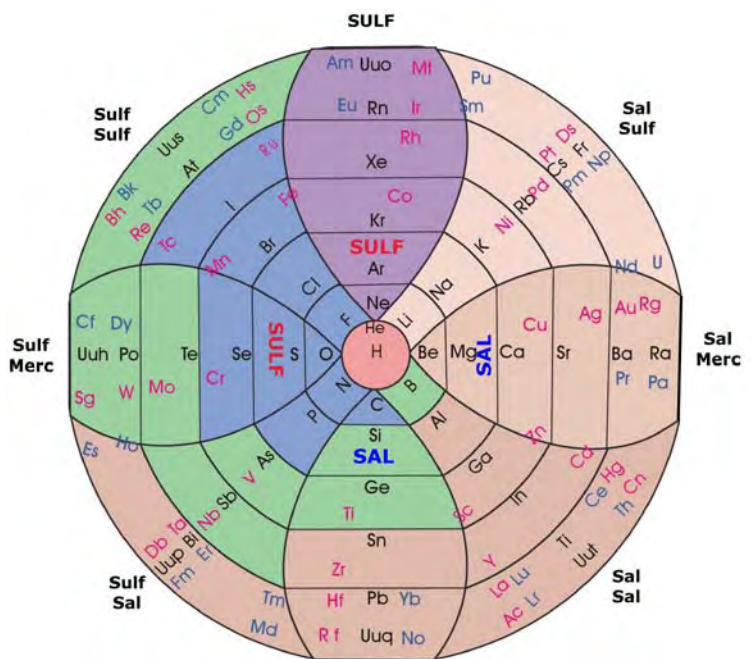
Stage 3 - Manifestation and there is no better place to start observing Manifestation than with **Chemistry**.

There is quite a story to get to the picture on the right. (5) This representation of Chemistry provides a wonderful view of what is going on in Manifestation.

The Brown elements are the metals, Green are the 'non metals' , Blue are the Gases, Purple are the Noble Gases.

We can observe the alchemical 3 fold division from the bottom, Metals Salt polarising with the Noble Gases, Sulphur.

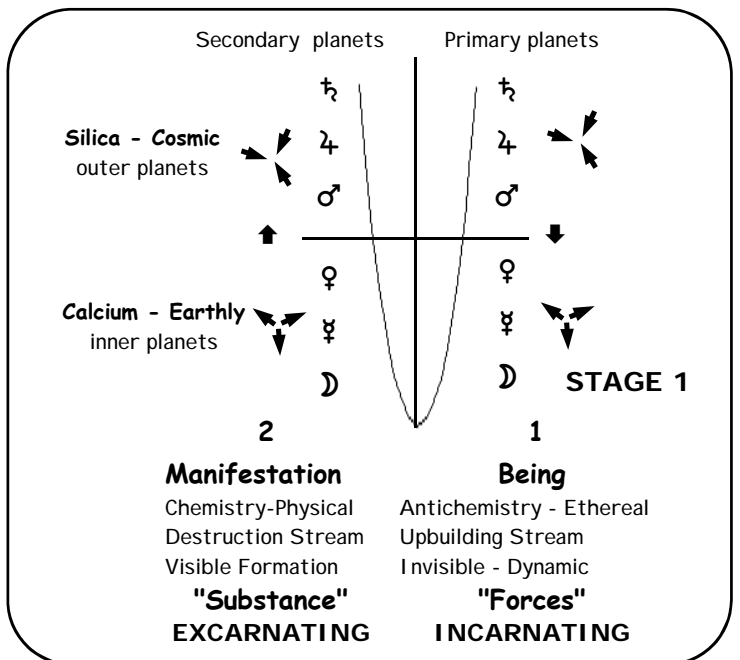
Similarly, there is a clear polarity across the middle horizontal plane as well. The Calcium Metals Sal, to the Sulphur Gases Sulf. This provides a framework to look at the 'alchemical' nature of the elements, within a 3x3 form, and much more besides.



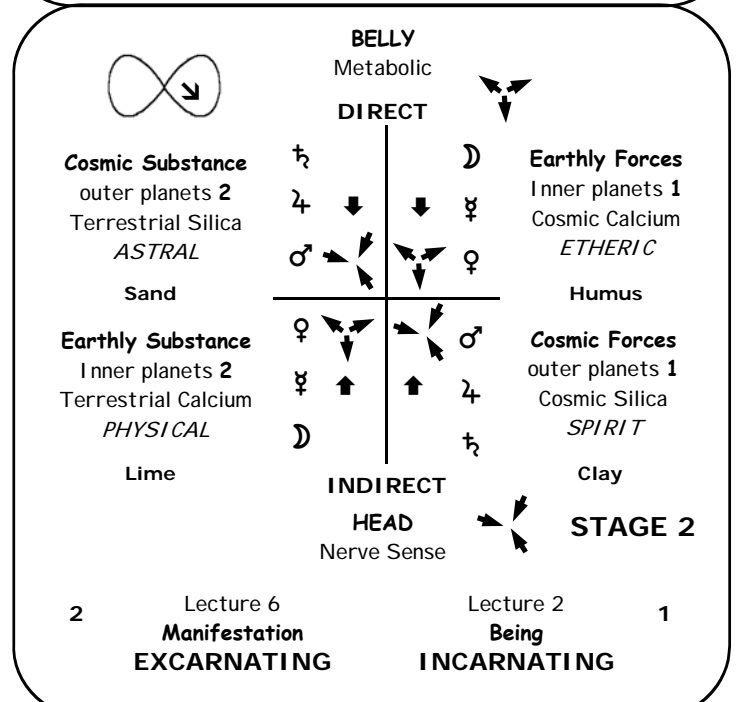
The Metallic States & Alchemical Chemistry

B. Lievegoed

- | | |
|-----------|--------------|
| ☾ Moon | ♅ Uranus |
| ☿ Mercury | ♆ Neptune |
| ♀ Venus | ♇ Pluto |
| ♂ Mars | ♁ Persephone |
| ♃ Jupiter | ♄ Vulcan |
| ♄ Saturn | ☉ Sun |



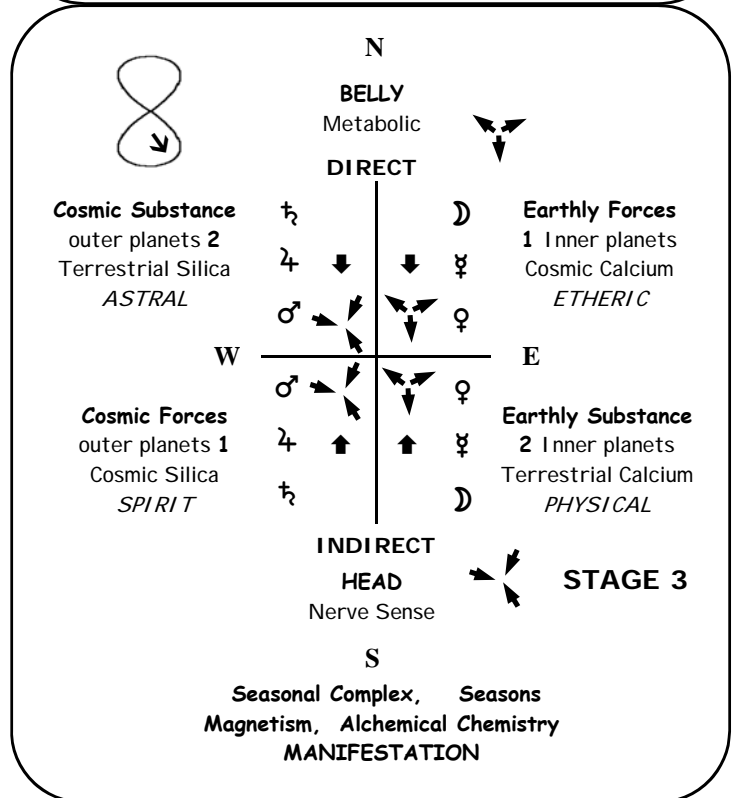
Steiners Agriculture Course



When we spin through the Seasons in the Saps and Ethers

The Planets in R. Steiner's Stories

Glen Atkinson
9.1.21



fold Outer and Inner Planets make a good polaric framework to all this information. I summarised a lot of RS medical and agriculture lectures into one diagram, called the Glenological Rosetta Stone, (middle image pg 13), due to all the different reference groups, I was able to place together. It is a key to the many languages RS uses.

Next though, in my observation of the organisation of the PFF, I came to the stories told in the 'Sap and Elemental Stories' given by RS in October and November of 1923. (6)

These are two very rich lectures that tell the same story of plant growth from two different angles. It tells of the growth processes through the seasons. Reading these I realised my previous PFF diagrams are all static. They tell of the processes and their interactions, but not of how and when Life is spinning. These two lectures do that. These are the stories of the PFF in motion, and nature moves through the PFF activities in the same order found in Chemistry and the Glenological Rosetta Stone.

The Direct and Indirect planets and their associated PFF stay the same, however a flip of **the Indirect group sees the Cosmic Forces and Earthly Substance change places.** If we follow this movement and add in the planets we have the adjoining diagram.

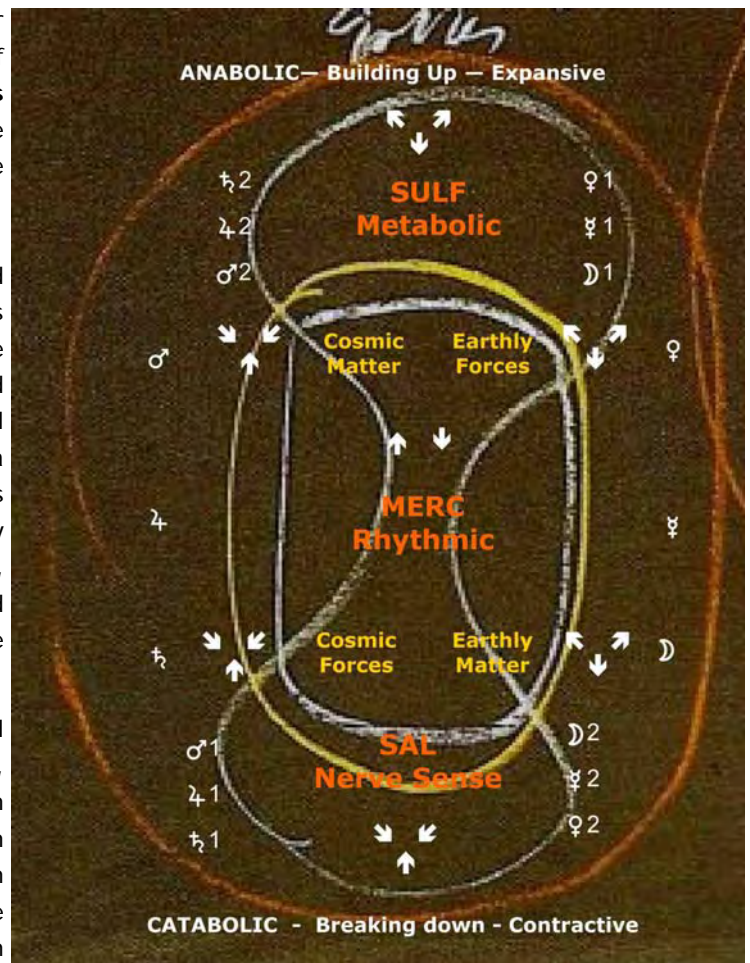
Being at the manifest level, this is a good 'seasonal' diagram. Both planetary groups influences come directly from above, are accumulated in the Earth, before being released back upwards. While this process is a continual process, always taking place, there is also a seasonal component to it. As part of RS's 'Seasonal' story, the Direct Silica planetary influences are drawn in through the Autumn, 'crystallised' at mid winter, and then released back upwards, as Indirect forces in the Springtime.

The Calcium processes begin with sea life and animals metabolising Calcium into bone and shell, which is deposited into the Earth. This is then received by the plants and is carried upwards, on the Silica stream, swirled and potentised through the plant, into the transpiration flow, and into the Atmospheric moisture, where it returns to Earth in the rain and dew, to be accumulated in the living Clay/Humus colloids within the soil, before beginning its journey back through the plant.


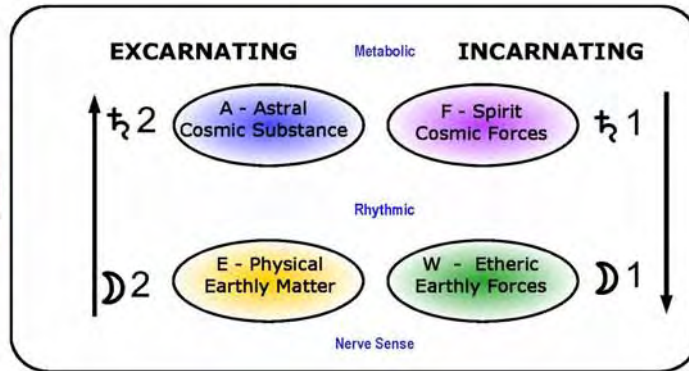
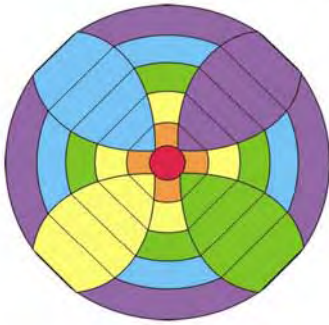
These two main process cycles, are always interacting. RS tells of how this flow through the seasons, works with the various forces as it moves through. Our opportunity as RS students to use this as a guide for our observation of Nature and then as a basis for our actions with Nature.

Stage 1 is Lievegoed, Stage 2 is the Agriculture Course and Stage 3 are the 1923 lectures. None of these patterns are 'wrong' , they are just telling different parts of the story. There is a pathway through this maze.

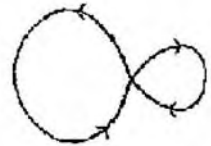
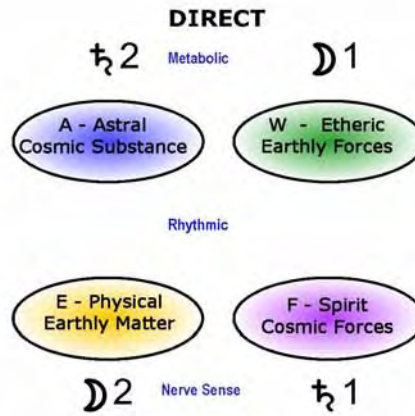
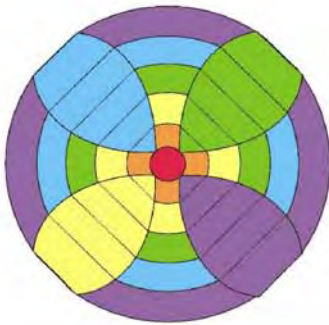
Given all this 'evidence' I suggest we take this phenomena of the **3 Stages of Manifestation** seriously, especially when working with the planetary order, and the Physical Formative Forces. **These are the levers we can control nature with.** However we must know where we are, and the rules that apply where, in this game of three dimensional 'chess', that RS provided us with.



'I looked and this is what I saw'

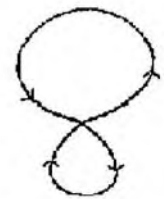
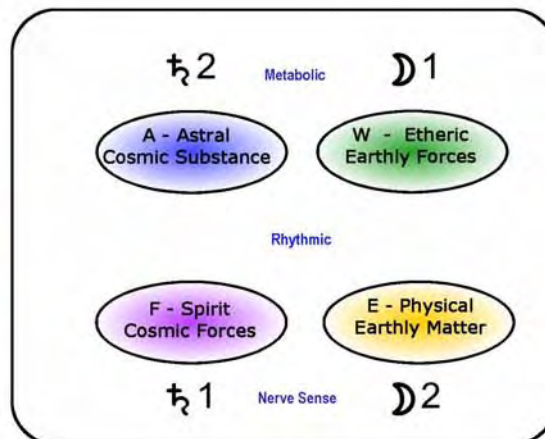
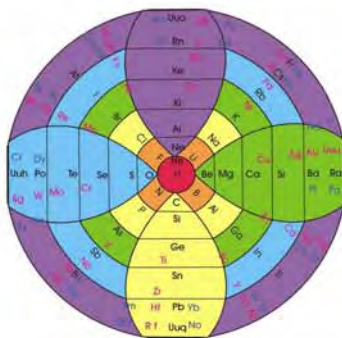


Lievegoed
Stage 1
ARCHETYPE

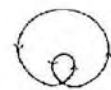


Lecture 8 Agric. Course
Stage 2
BEHIND MANIFEST

IN DIRECT



Seasonal Cycle
G. Rosetta Stone
Int. Phy PT
Stage 3
MANIFEST



The Preparations and the Double Planets

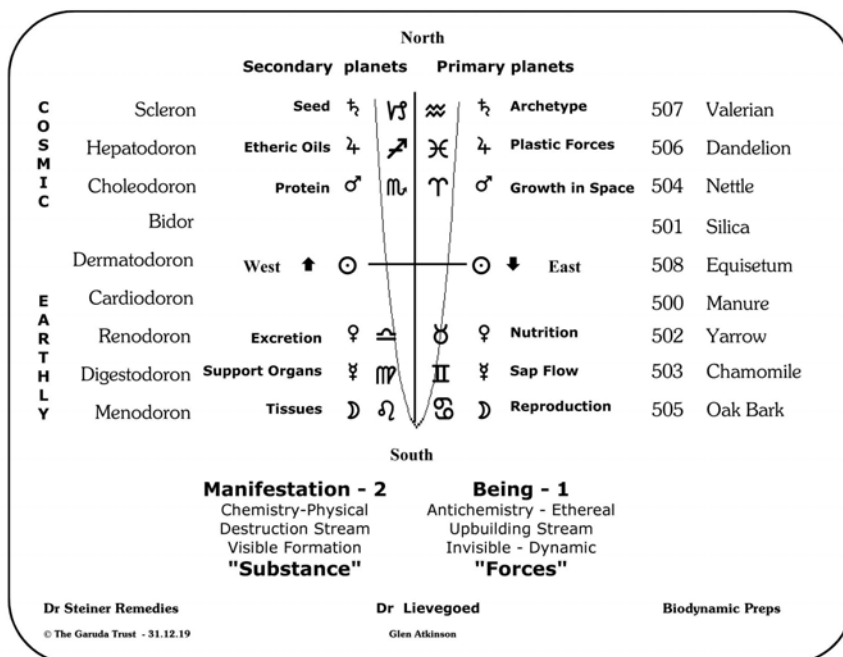
Dr Lievegoed references the Biodynamic preparations to the double planetary processes, however he did not make specific instructions for how we might use the preparations to control either the incarnating or exarnating side of any planet. Initially I looked at which constellation related to which planetary process, (7) and only got so far with this practical investigation.

In my experience of the preparations, I work with them as Force influencers. I use them to control the way the energetic activities work upon Nature. See the diagram at the bottom of page 8. I see problems as an expression of the energetic activities interplay, and the homeopathic preparations influence the activities around the object, and the problems go away. Dr Steiner outlines this approach in lecture 6 when he talks of nematode control. This is also the basis for Dr Steiner's medical approach for Humans. All this has me putting the **BD preps on the right hand side of the Double Planets diagram, on the Force side.**

So what of the Manifest side of the activities? A few years ago I came across the little book by Dr Otto Wolff MD, called 'Remedies for Typical Diseases' In this book he talks of a series of 9 remedies RS gave called the '**Odoron Remedies**'. These remedies are all made from plant and minerals, and have very little potentising in their manufacture. They are very physical remedies. Upon investigation it became clear, they follow a very similar pattern to the BD preparations in their application to organ systems and their diseases, however in a much more 'material' way.

This lead me to proffer the following diagram. I have yet to do any experimenting with these remedies on plants.

Dr Steiner gave us
9 Biodynamic Preparations
and 9 Odoron Remedies



Odoron Remedies reference
"Remedies for Typical Diseases" by Dr Otto Wolff
ISBN 978-0-929979-56-7

Summary

(a1) "Diagrammatically now let this **be the animal form**. If after going into an untold number of intervening links in the investigation, you put the question: 'What is the **characteristic difference of the front and the back**, the head and the tail end due to?', you will reach a very interesting conclusion. Namely you will connect the differentiation of the front end with the influences of the Sun. Here is the Earth (**Fig. 3**). You have an animal on the side of the Earth exposed to the Sun. Now take the side of the Earth that is turned away from the Sun. In one way or another it will come about that the animal is on this other side. Here too the Sun's rays will be influencing the animal, but the earth is now between. In the one case the rays of the Sun are working on the animal directly; in the other case indirectly, inasmuch as the Earth is between and the Sun's rays first have to pass through the Earth (**Fig. 3**).

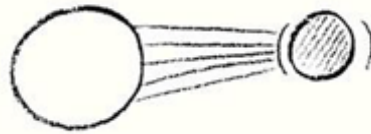


Fig. 3

Expose the **animal form** to the direct influence of the Sun and you get the head. Expose the animal to those rays of the Sun which have first gone through the Earth and you get the opposite pole to the head. Study the skull, so as to recognize in it the direct outcome of the influences of the Sun. Study the forms, the whole morphology of the opposite pole, so as to recognize the working of the Sun's rays before which the Earth is interposed — the indirect rays of the Sun. Thus the morphology of the animal itself draws our attention to a certain interrelation between Earth and Sun. For a true knowledge of the mutual relations of Earth and Sun we must create the requisite conditions, not by the mere visual appearance (even though the eye be armed with telescopes), but by perceiving also how the animal is formed — how the whole animal form comes into being."

Now super-sensible observation has revealed that everything that radiates from the light of the moon, **everything that streams as reflected sunlight from the moon on to the earth, and also streams into our thought-life as formative force — all this works, too, in the shaping of the animal forms**. Essentially, all that is indeterminate, formless will-force in the animal is to be found within the sphere of the direct light from the sun. But all that gives the animal its independent form, which is not adapted to the earthly element, is, in the true sense of the word, woven out of the gleaming moonlight." Human Questions Cosmic Answers— 2 July 1922

(a2) "Now super-sensible observation has revealed that everything that radiates from the light of the moon, **everything that streams as reflected sunlight from the moon on to the earth, and also streams into our thought-life as formative force — all this works, too, in the shaping of the animal forms**. Essentially, all that is indeterminate, formless will-force in the animal is to be found within the sphere of the direct light from the sun. But all that gives the animal its independent form, which is not adapted to the earthly element, is, in the true sense of the word, woven

out of the gleaming moonlight"

We need to note here, the **animal Head is influenced by the Direct forces**, while the **metabolism is effected by the Indirect forces**.— Either Sun forces through the Earth or reflected by the Moon. When this relates to the plant though it would seem it is the other way round. The Roots / Head will be influenced by the Indirect forces, and the top of the plant by Direct forces. Nevertheless Enzo is clear that the reflected Moon forces continue to dominant in the influence of plant form. It seems he is saying the Direct Sun forces influence the Roots, while the Indirect Moon forces must influence the metabolic / fertility side of the plant.....so not so clear here.

(b) *"Saturn goes slowly round, in thirty years. Let us draw it thus (Diagram b): here is the course of Saturn. Sometimes it shines directly on to a given spot of the Earth. But it can also work **through the Earth** upon this portion of the Earth's surface. In either case the intensity with which the Saturn-forces are able to approach the plant life of the Earth is dependent on the warmth-conditions of the air. When the air is cold, they cannot approach; when the air is warm, they can."*

I have seen Enzo use this organisation, however can not quote it, at present. Also Hugh Lovel refers to this in some of his writings.

Understanding scenario C takes a bit of following.

(C) In addition to the Lecture 2 story we have *"It was pointed out that we must learn to distinguish those forces which arise in the cosmos but are absorbed by the earth and work upon plant-growth from within the earth. These forces come from Mercury, Venus and Moon and act not directly, but through the mediation of the earth. They must be taken into account if we wish to follow up how the mother-plant gives rise to a daughter-plant, and so on. On the other hand, we have to consider the forces taken by the plant from the outer-earthly, and brought to it by way of the atmosphere from the outer planets."*

"Now I want you to imagine that Diagram C represents the earth level, where the influences of Venus, Mercury and Moon enter into the earth and stream again from below upwards. These are the forces which cause the plant to grow during the season, later produce the seed, and by means of this seed a new plant', a second plant, then yet a third and so on. (I indicate this schematically). All this goes into the power of reproduction and streams on into the succeeding generations. The forces, however, which take the other path, remaining above the earth level, come from the distant planets. I can draw this schematically in this way. These forces cause the plant either to spread into its surroundings or to become fat and juicy, to build matter into itself such as we can use for food because it is produced again and again in a continuous stream."
*"From this we are able to see how we must proceed if we are to influence plant-growth in one way or another. **We have to take account of these two sets of forces.**"*

Taking our lead from Picture C and the lecture 8 picture we get this arrangement.

This is different to Lievegoed's picture which is best described as Stage 1, and we then

need to follow a slightly winding path of how we get to Stage 2 RS talks of in 'Agriculture'.

Given these stories have to be patched together from small pieces, of a few different lectures, it is not surprising very few people have 'got it'. Beyond these references, RS medical lectures gives further details of the arrangement of the planets activities, so in 1951 Dr Lievegoed (BL), a medical doctor, gave lectures to the Experimental circle, with more details of how story C works in greater detail, and how the preps are related to these activities. - see "The Working of the Planets and the Life Processes in Man and Earth". This is a very dense booklet, and very few BD folk have been able to do much with it. So much qudos to Enzo Nastati for being one of these few, to be doing something with it. During the later 1990s, discussions on the BDNOW email list led Dave Robison of Oregon, to re edit this booklet into a more comprehensible form. This is available at the Oregon BD website. Some years later I added a suggestion of which constellations relate to the planetary processes Dr Lievegoed describes. This can be found at <http://garudabd.org/wp-content/uploads/http://garudabd.org/sites/garudabd.org/files/Energetic-Activities-17-3.pdf> .

One of the **foundational structures** of RS's overall story, is not provided clearly by either RS or BL. In my wanderings I have observed that there are **three stages to achieve manifestation**. They can be seen in cell division, where the cell is carrying out its normal function. It then begins to pulsate, before then splitting in two. This can be expressed as a Circle representing 'The Archetype' / Form; the 'Lemniscate'—representing pulsing, which indicates the laws standing behind manifestation; and then the 'Enfolded' Manifestation of the cell dividing. I first saw this progression by following the 'movement' of the constellations of the zodiac, while following the planets, from the Archetypal order , provided in 'Biodynamics Decoded' to how the zodiac appears in the sky. (http://old.garudabd.org/books/4_8.html) Then again in the Agriculture course, and then again in my journey through Chemistry. What this understanding does is it provide us with **three different organisational patterns of the same internal parts, for the three stages of Creation**.

So We need to know which stage we are talking about. So **firstly** BL leads off with the STAGE 1 diagram, on the previous page. This is RS basic story of the incarnation journey. After death, we travel out through the planets re-experiencing our past life deeds. Once we get to Saturn we meet Chiron—the guardian of the threshold—who asks us if there is anything there we might like to revisit and resolve. From that point, if we decide to return for another life, we move back through the Incarnating Planets, setting up the events of our next life we wish to experience. This is the **Primary Incarnating Planets** (1). At the bottom of the curve, we are born and then the outward journey is us living our lives, through the **Secondary Excarinating (2) Planetary Processes**, until at Saturn 2 we again die. This is the 'Archetypal journey' that all things go through in someway to build its energetic form, become manifest, and then live out its life. In Biodynamics this is how we have to view our plants and animals. They go through a 'accumulation of forces' stage before becoming manifest as the plant we see. However with plants we need to see this process through the progression of the seasons. So while the plant is growing through the present season,

predominately after mid summer, it is also accumulating the force form for the plant, we will see in the following season. Albeit via the seed in annual plants or via the wood and cambium in perennial plants. So in autumn, both the 'new' Force and the 'old' Substance processes are occurring at the same time. We will look at this more when dealing with the question of 'seed chaos'. So this is **the Archetypal processes of creation**. Forces organise and this 'vortex/sphere' is then filled with substance. At this stage of the story **we are ONLY talking of the Primary / Incarnating and the Secondary /Excarnating planetary processes**. At this stage we are at **'What IS'**. Next stage is what happens **when things MOVE**, as this is when we have Polarisation and Life Begins.

Stage 2. This next bit is the tricky bit. After this first part of the story, BL moves onto **how the planetary activities polarise** in their activity. Saturn 1 will work with Moon 2 in the formation of the Brain and Skeleton for example. He leaves these activities as opposites, and there is some mental gymnastics needed to align this part of his story with RS lecture 2,4,6,8 stories.

When RS provides us with the picture, from lecture 8, we have how the basic activities BL outlines, organises **WITHIN** a living entity. We need to follow the threads, of the Cosmic and Earthly, Forces and Substances, and the Planets, through the Agriculture Course, and allowing for the **Lemniscate of Life** movement; **where the Primary Planets flip over**, meaning BL's polarities now stand next to each other, in the Physical Systems; and we come to this diagram of the **Stage 2 'Laws standing behind Manifestation'**. Take a moment to join BL's picture with RS's picture.

RS then talks of how the Star and Planetary influences shine upon the Earth as **'Direct'** Planetary activities, and are received by it, and then reflected back outwards as **'Indirect'** Planetary activities. **This process is different to the Incarnating (1) and Excarnating (2) processes**, we just saw BL outline. Both BL and RS talk of **the Direct and Indirect planetary activities, as 'active' planetary processes, working ONTO the Primary and Secondary planetary activities**. These are two cycles running **'next'** to each other. Hence we have the **Direct** planetary activities being made up of the **Inner Planets 1 / Earthly Forces and the Outer Planets 2 / Cosmic Substance**, while the **Indirect** processes are the **Outer Planets 1 / Cosmic Forces and the Inner Planets 2 / Earthly Substance** activities. Take another moment to clarify this. (Remember this has confused most everyone for 95 years.)

So in RS and BL descriptions of the **polaric life processes**, they are talking of a structure at the lemniscate phase. **The Laws Behind Manifestation.**

Stage 3 is where we take a further step and the lemniscate enfolds upon itself to give us the **manifest physical plane**. This is the story told in the 'Sap Stories'. The Direct and Indirect planets stay the same, however a further flip of the Indirect group can be observed. The Cosmic Forces and Earthly Substance change places providing us with the flow of these activities that dominate throughout the seasons. This order is most strongly indicated when we observe the chemical elements 'Metallic and Gaseous States' , and follow the Chemical Elements through RS medical lectures, and onto the Sap Stories.

References

- (1) Glenological Chemistry Glen Atkinson
- (2) Nature of Substance R Hauschka
- (3) 1922 medical lectures R Steiner
- (4) The Working of the Planets and the Life Processes in Man and Earth. B. Lievegoed
- (5) Alchemical Chemistry Glen Atkinson
- (6) Cosmic Workings in Earth and Man lecture 5, and Man as Symphony lecture 7, R Steiner
- (7) Energetic Activities Glen Atkinson