



Glen Atkinson

Welcome

"I Looked and This is What I Saw"

This is a Thought Puzzle.

It tells a story, and each poster tells part of it.
Most of the story was told by Dr Rudolf Steiner
- till page 30 - where Glen Atkinson tells of how
Chemistry can be seen, within the Doctors Tale.

It presents a
Science of The Circle.

The posters are for Looking at
See what you know and
what you do not know

Follow the Thoughts and Questions
that arise; adding your Knowledge.

They are to be Lived With and Over Time,
The pieces of the Puzzle, fall into place and
a possible Universal Order will be revealed.

We are looking for What is Real,
There is nothing so Real as the Universe.

By looking at It, and Seeing its Order,
we can Understand our Environment,
as an expression of It, and Act along With It.

designed to be printed as A3 posters.

CONTENTS

4	The Apple of Life
6	Gyroscope and Orientations
8	Gyroscopic perspectives
10	The Layers of Creation
12	Biodynamics Decoded
14	Gyroscopic Agriculture
16	Creation = $Mv + T$
18	The Kingdoms of Nature
19a	Fourfold harmonies
20	Ag course 2
22	3 x 4
24	Glenological Rosetta Stone
25	The Seasonal Complex
26	Stage 3 - Manifestation
28	Problems
30	Biodynamic Chemistry 2
32	Biodynamic Chemistry
34	All In One
36	Glenological Chemistry
38	Transition Elements
40	The Lanthanides
42	3d Rings Periodic Table
44	Glenological Chemistry – Look
46	Planets and Elements
48	Metallic States
50	Glenological Rosetta Stone 2
52	The Most Manifest
54	Chartres Labyrinth
56	Wells Chapter House
58	The Planets
60	Glen's Medicine Wheel
62	Circle of Everything

The Apple of Life


The energetic structure of all of creation

Vortexes on the vertical suck in matter and forces,
which are concentrated on the centre
and then squirted out along the horizontal plane

The circles are the magnetic field
created by this spinning movement

The small spirals within the vortexes indicating the organisation of the
six dimensions.

Painted by Chris Elliot



The Apple of Life

Gyroscope and Orientations

The apple of life is a 2d representation
on what is really a gyroscopic 3d being

Observe the difference between
the north south axis
and the zenith and nadir axis

North South is the vertical
Zenith Nadir are the horizontal

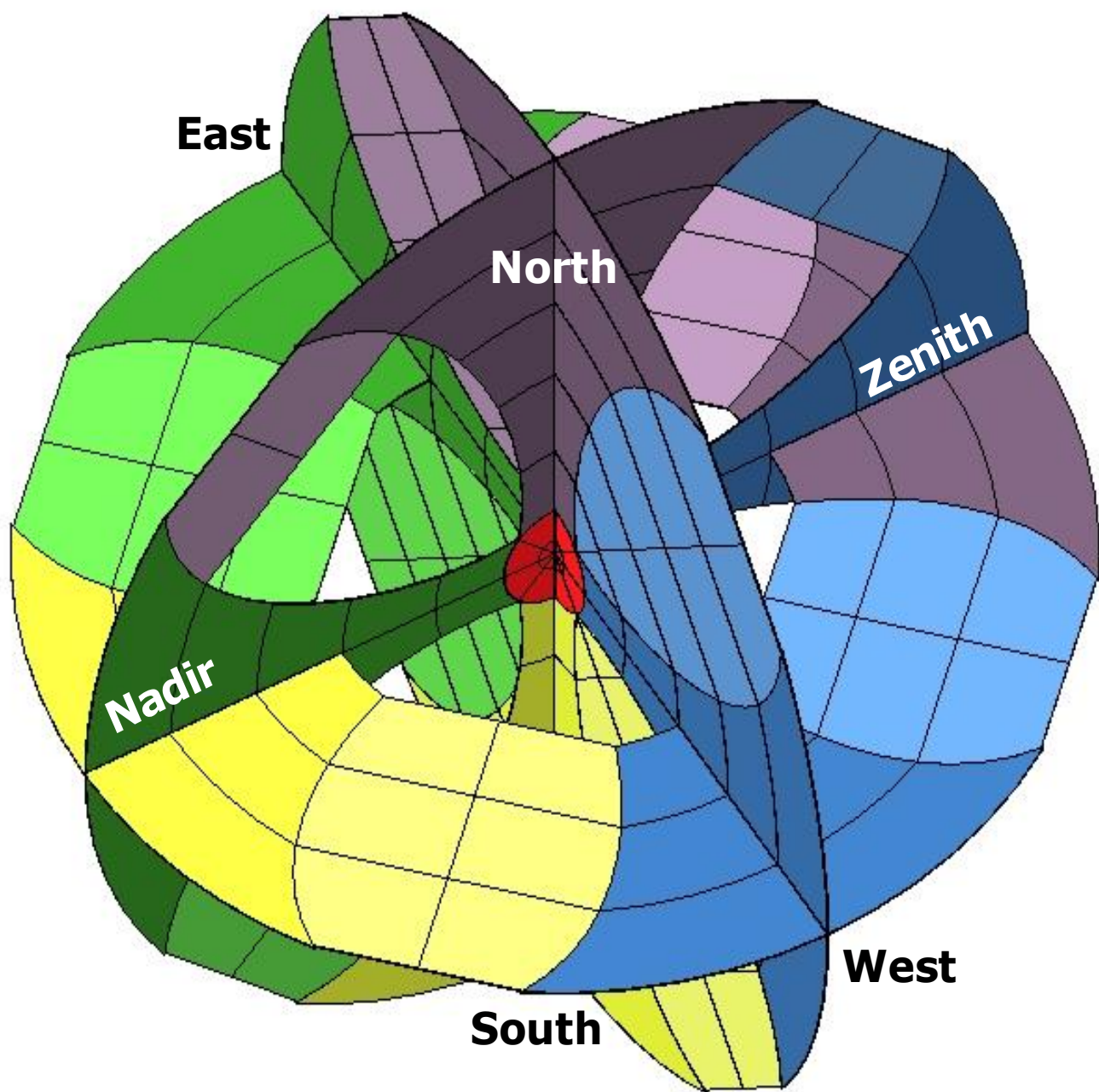
The planets and the constellations beyond them
are all on the horizontal plane

Observe the 3dimensions of up and down
Forward and backward
Left and right

Observe how the organisation of the three planes
occur when they cross each other

The pictures in this document up to 'Planets and Elements' (plate 38)
are orientated on the Zenith of the Northern Hemisphere.
From 38 onwards the pictures are orientated off Magnetic North

All 3D artwork done by Sol Atkinson



Gyroscopic Perspectives

Observe the rings gyroscope (A)

Then what happens
when only the places where
chemical elements occur, are shown (B)

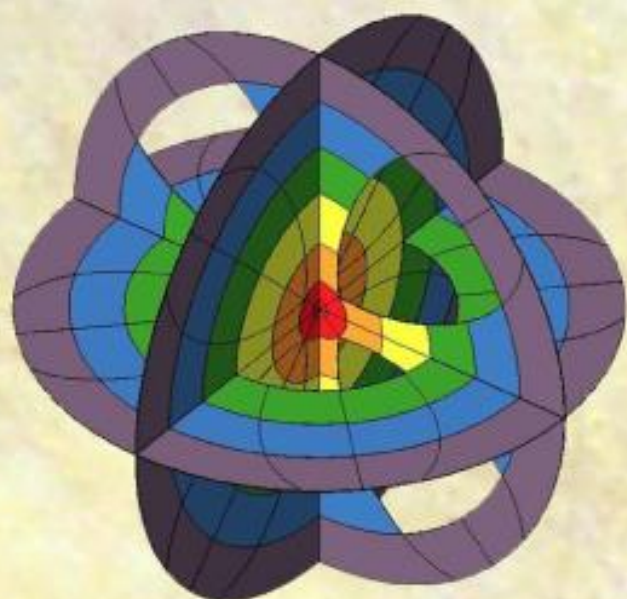
Observe the gyroscope
with the energetic bodies form within life. (D)

Observe the difference between the main axis,
where it crosses the horizontal axis,
the vortexes are clearly one of the energetic activities
ie green is the world etheric arm,

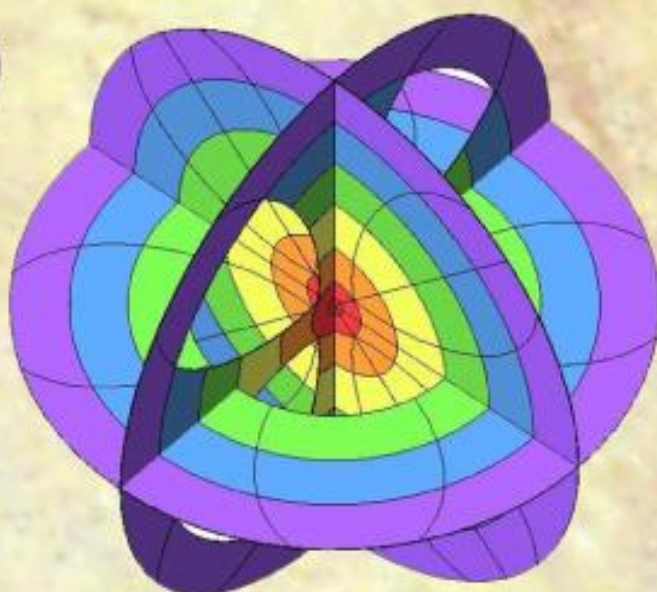
the secondary vertical axis
where it crosses the horizontal,
the vortex interaction is of
the physical and etheric ,
and the astral and spirit.

This shows a energetic difference between
the character of the North South axis
and that of the Zenith IC axis

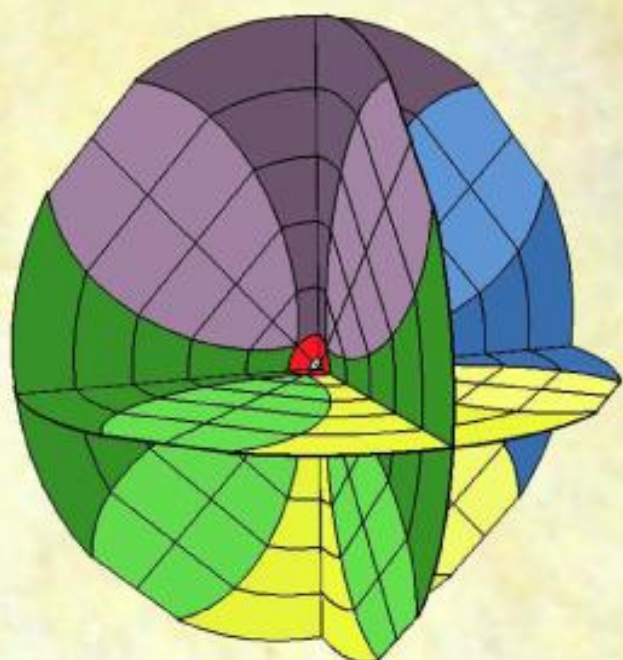
In astrology and biodynamics
we focus more on the zenith IC axis
than the north south axis
as we are dealing with in lifes manifestation.



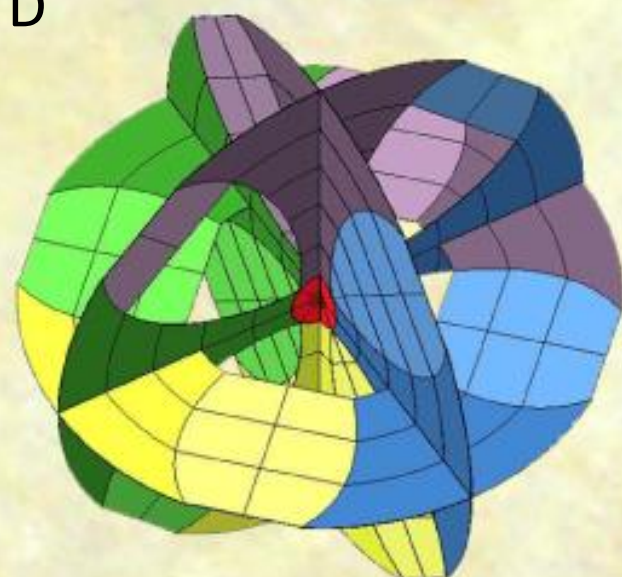
B



A



D



Gyroscopic
Perspectives

The Layers of Creation

The top spiral is the Astrological inward movement
through the six dimensions

Constellations, planets, elements,
modes duality, earth

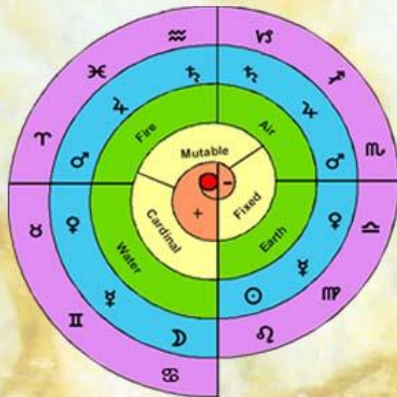
The middle 'rings' diagram places this same information
as individual rings and associates them to
the energetic activities described by Dr Steiner.
This is our experience of creation.

The bottom gyroscope shows what happens
to the world activities once there is
movement that supports life forms.
The energetic activities polarise.

The world activities hold the vertical and horizontal axis
as the primary cross, while the internalised activities
of the lifeforms manifest as a secondary cross
in between the world activities.

The right chart shows the 12 layers of creation

The sidebar fits this into the Rings picture



SPIRIT Galaxy

Solar
System

ASTRAL

ETHERIC Atmo sphere

PHYSICAL Earth

♈♉♊♋♌♍♎♏♐♑♒♓

♈♉♊♋♌♍♎♏♐♑♒♓

Spiritlands

♈♉♊♋♌♍♎♏♐♑♒♓

Collective
Conscious

♈♉♊♋♌♍♎♏♐♑♒♓

Collective
Unconscious

♈♉♊♋♌♍♎♏♐♑♒♓

Outer planets
Personal Conscious

♈♉♊♋♌♍♎♏♐♑♒♓

Inner planets
Personal Unconscious

Warmth
Chemical

Light
Life

Ionosphere
Ethers

Fire
Water

Air
Earth

Stratosphere
Elements

Hydrogen
Oxygen

Nitrogen
Carbon

Troposphere

CHO
Sugars

Proteins
'Life'

Biosphere

Mg, Na, K, Al, Mo
Fe, Cu, Ag, Au, Pb

Chemicals

Ca, Si.

Solid Earth

The layers of Creation

♈ Moon
♉ Mercury
♊ Venus
♋ Mars
♌ Jupiter
♍ Saturn

♎ Uranus
♏ Neptune
♐ Pluto
♑ Persephone
♒ Vulcan
♓ Sun

♈ Aries
♉ Taurus
♊ Gemini
♋ Cancer
♌ Leo
♍ Virgo

♎ Libra
♏ Scorpio
♐ Sagittarius
♑ Capricorn
♒ Aquarius
♓ Pisces

Biodynamics Decoded

The 12 Layers (2 x6) are placed with the biodynamic information upon one
vortex form,
so relationships between it all
can be established

The activity begins at the bottom of the spiral
and grows in complexity as it moves upwards

The colours indicate the same activity
at a higher level

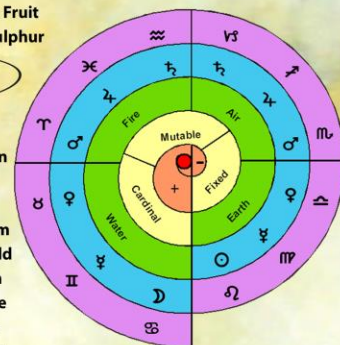
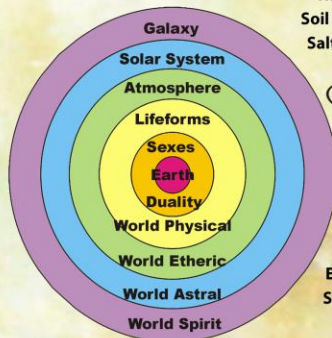

The white plant in the middle of the vortex
suggests the parts of the plant ,
and the energetic activity,
each layer relates to.

Observe the relationships
from layer to layer
and within each layer

Place some of your own associations onto this model

Vortexes manifest within spheres
and so the vortex information
needs to be expanded to the gyroscope
the bottom right gyroscope
shows this development.

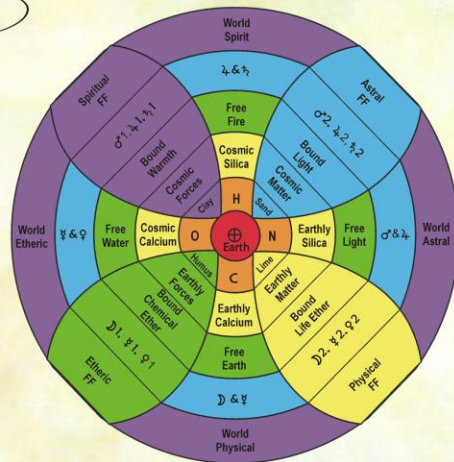
Biodynamics Decoded



UNITY

Primal Oneness - Earth
This level is the manifest Earth
and the spiritual state of unity
from which all life begins and
returns. The atom acts
as the doorway between
spirit and matter

The references on this diagram
are drawn from the work of
Dr R Steiner, Dr R Hauschka
Dr E Kolisko, Dr Lievegoed
& Glen Atkinson



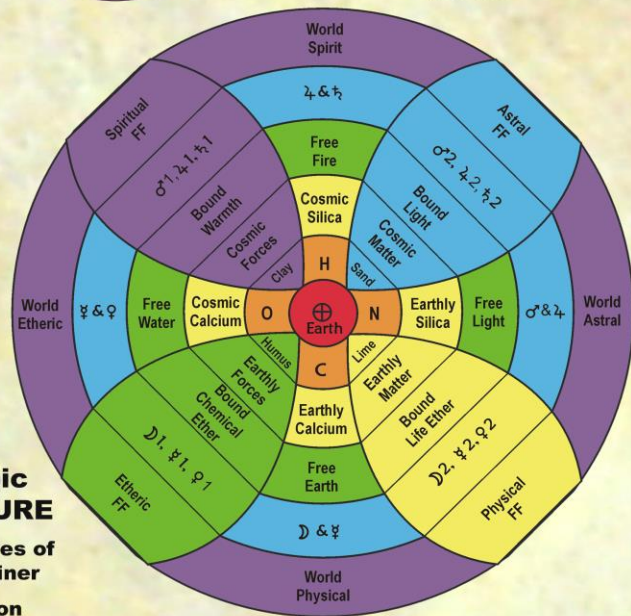
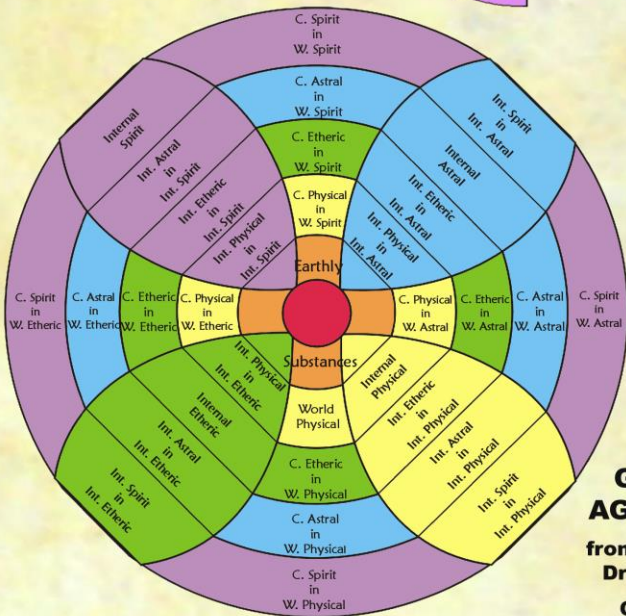
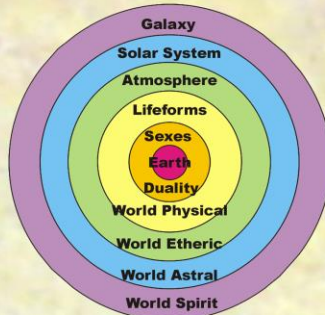
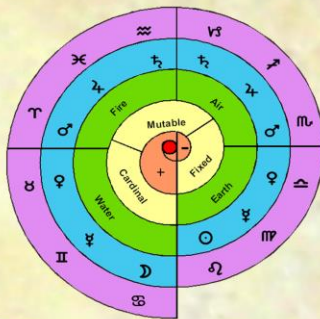
Gyroscopic Agriculture

How do the activities work into each other?

Put diagram 3 on top of diagram 4

To get the bottom left picture

The picture on the bottom right
are the words RS used to
describe these activities



**Gyroscopic
AGRICULTURE**
from the lectures of
Dr Rudolf Steiner
Glen Atkinson
(c) 8.8.2008

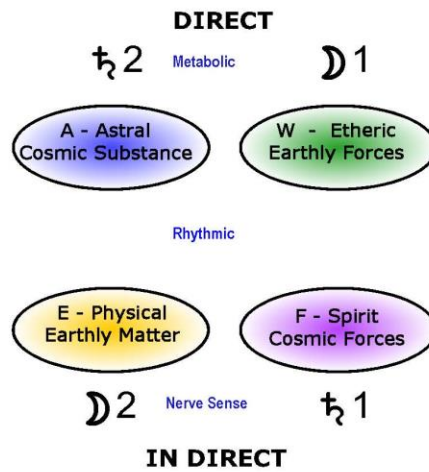
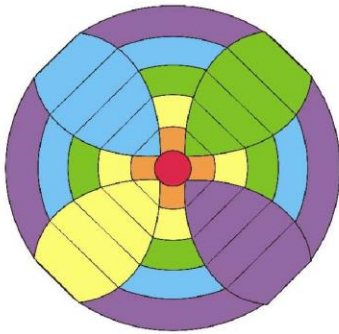
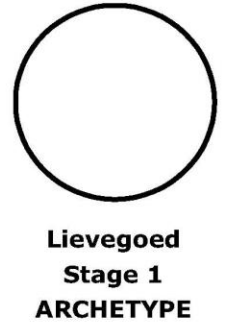
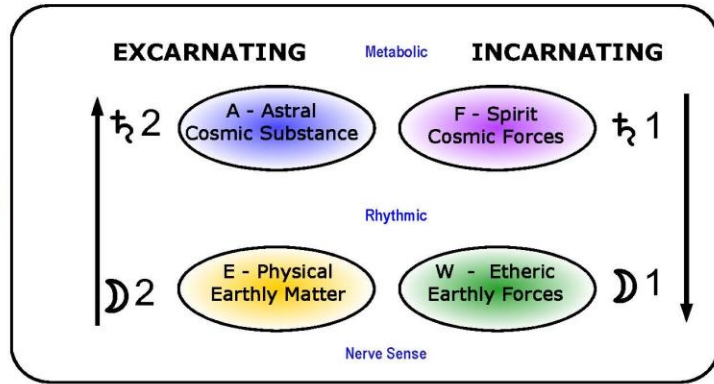
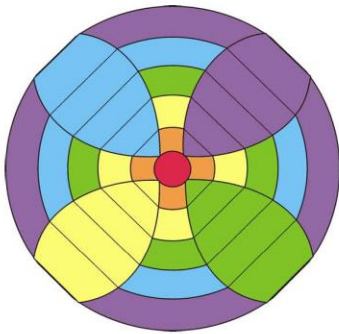
Creation = Movement + Time

It moves through three stages

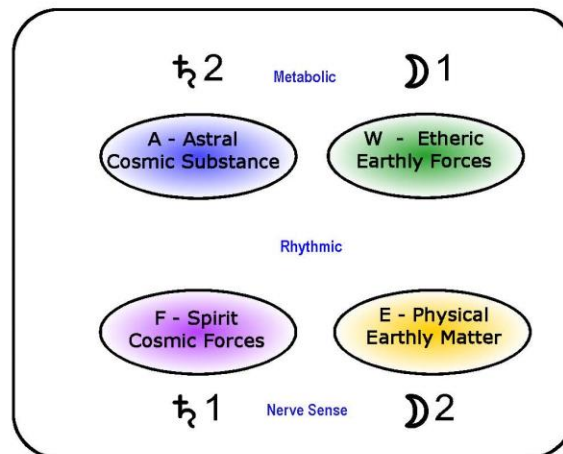
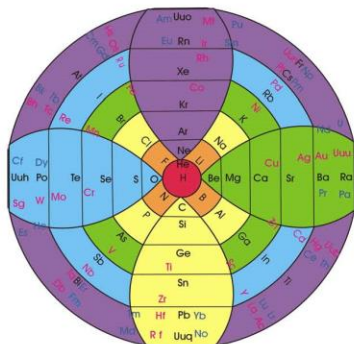

Archetype

Behind Manifestation

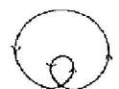
Manifestation



**Lecture 8 Agric. Course
Stage 2
BEHIND MANIFEST**



**Seasonal Cycle
G. Rosetta Stone
Int. Phy PT
Stage 3
MANIFEST**




The Kingdoms of Nature

All life are internalised manifestation
of the four energetic activities.


Observe the differences
between each kingdom.

Observe the polarity of
internalised and external activities

Both work all the time




Mineral Kingdom
Internalised Physical Body



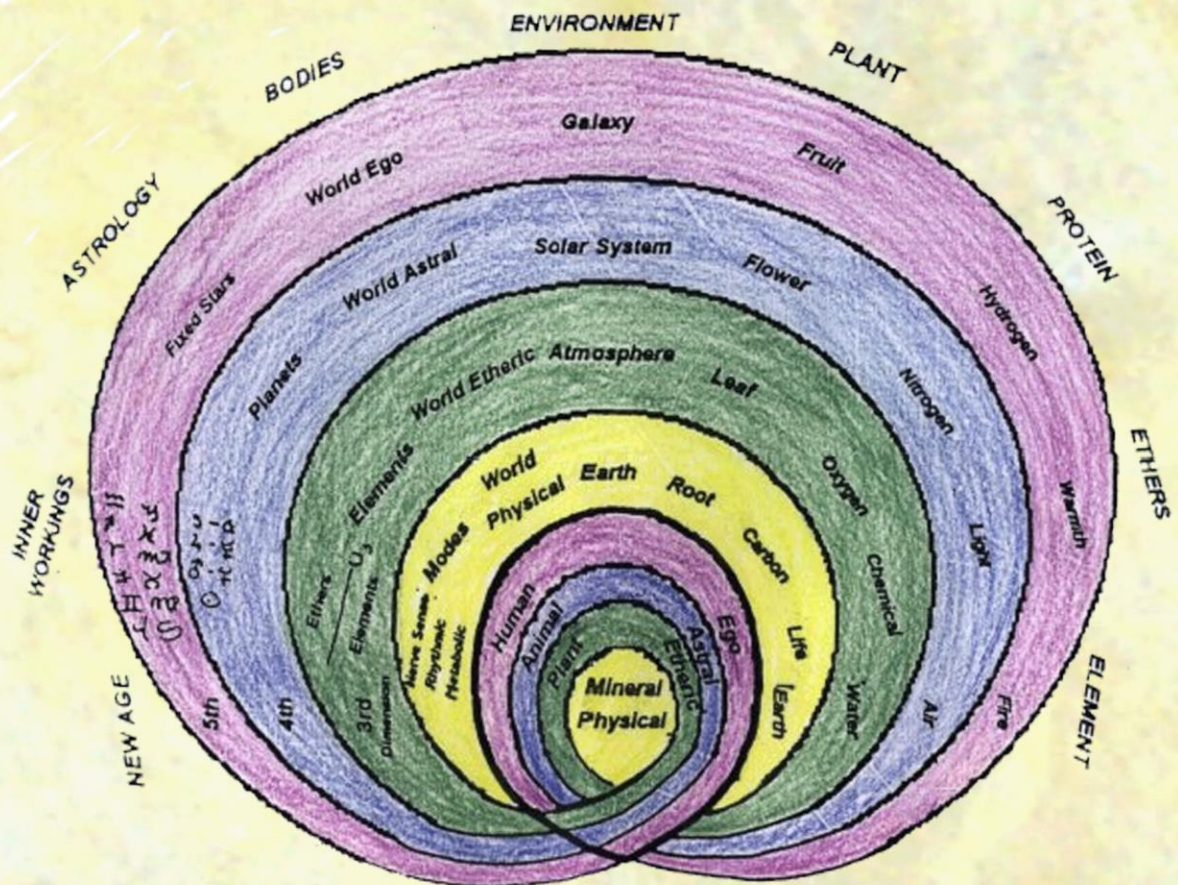
Plant Kingdom
Internalised Physical & Etheric Bodies



Animal Kingdom
Internalised Physical, Etheric & Astral Bodies



Human Kingdom
Internalised Physical, Etheric, Astral & Spirit Bodies

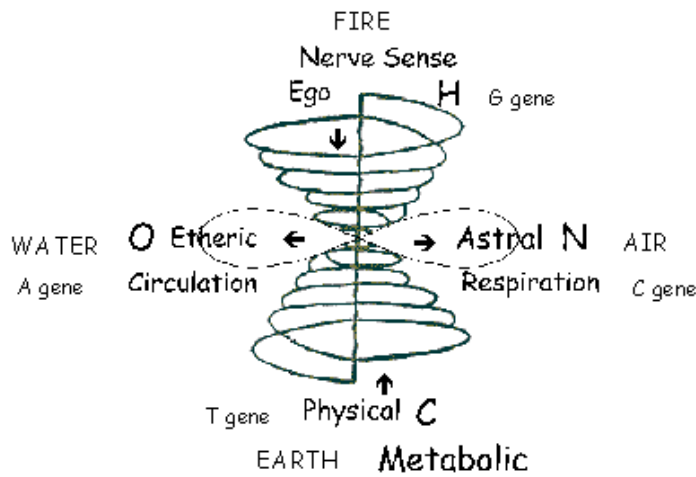


**Spiritual Bodies and
the Kingdoms of Nature**

Fourfold Harmonies

The Four activities manifest
at every layer of manifestation

Can you add some?



Galaxy	Solar System	Atmosphere	Earth	Spheres
Spirit	Astral	Etheric	Physical	Bodies
Human	Animal	Plant	Mineral	Kingdoms
Will	Psychology	Immunity	Body	Human
Nerve Sense	Respiratory	Circulation	Metabolic	Body Systems
Warmth	Light	Chemical	Life	Ethers
Fire	Air	Water	Earth	Elements
Cos. Forces	Cos Substance	Ear. Forces	Ear. Substance	Phy F F
Beetle	Pupa / Butterfly	Grub	Egg	Insect
Seed	Ripeness	Size	Quality	Fruit
Germ	Seed Coat	Cotyledons	Viability	Seed
Fruit & Seed	Flower	Leaf	Root	Plant
Roundness	Pointed	Wavey	Square	Forms
Stalk	Skin	Mass	Tissues	Plant Growth
Nucleus	Mitochondria	Cytoplasm	Cell Tissues	Cell
Hydrogen	Nitrogen	Oxygen	Carbon	Biochemistry
G	C	A	T	DNA
Clay	Sand	Humus	Lime	Soil
Cos. Silica	Ear. Silica	Cos. Calcium	Ear. Calcium	Ca & Si
North	West	East	South	Magnetic

Ag Course 2

The second story of the agriculture course tells of how the activities work INSIDE living beings.

Things polarise

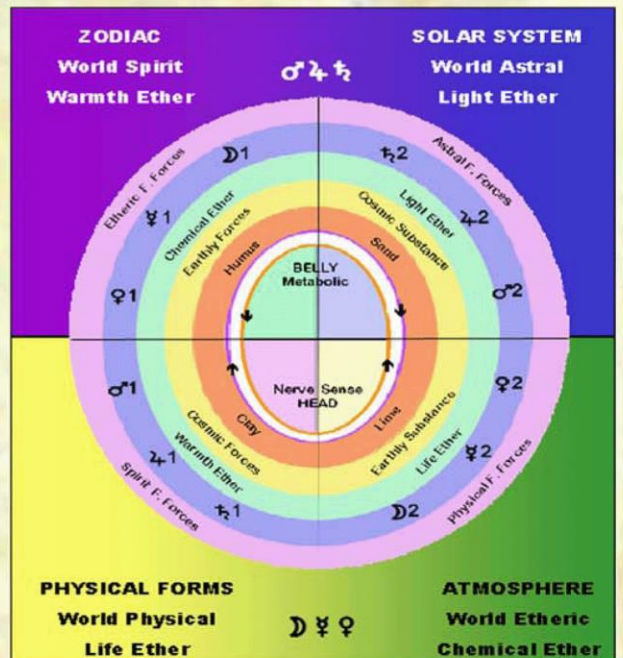
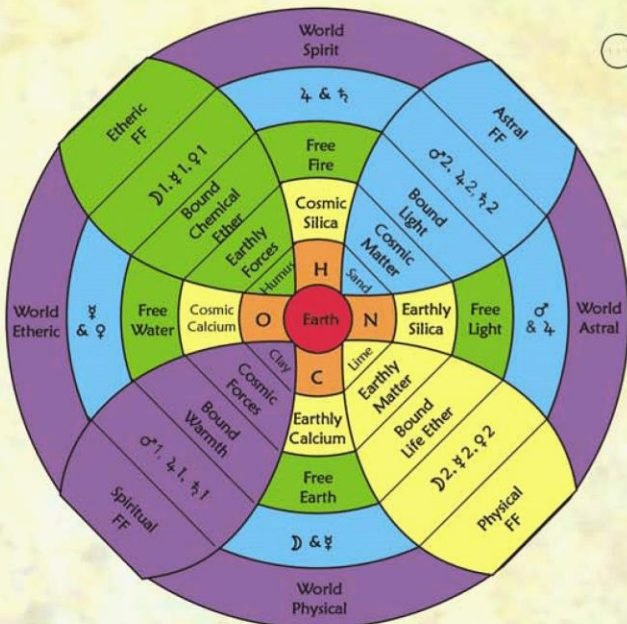
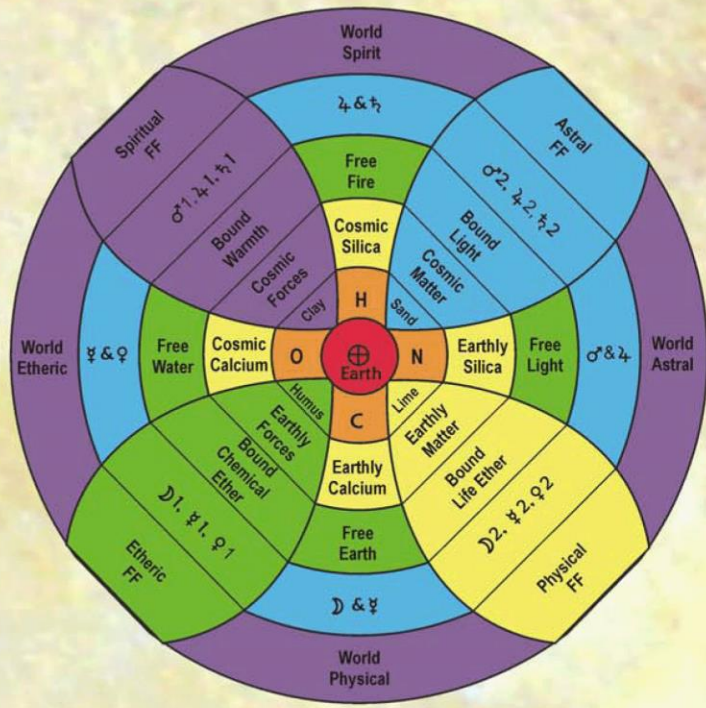
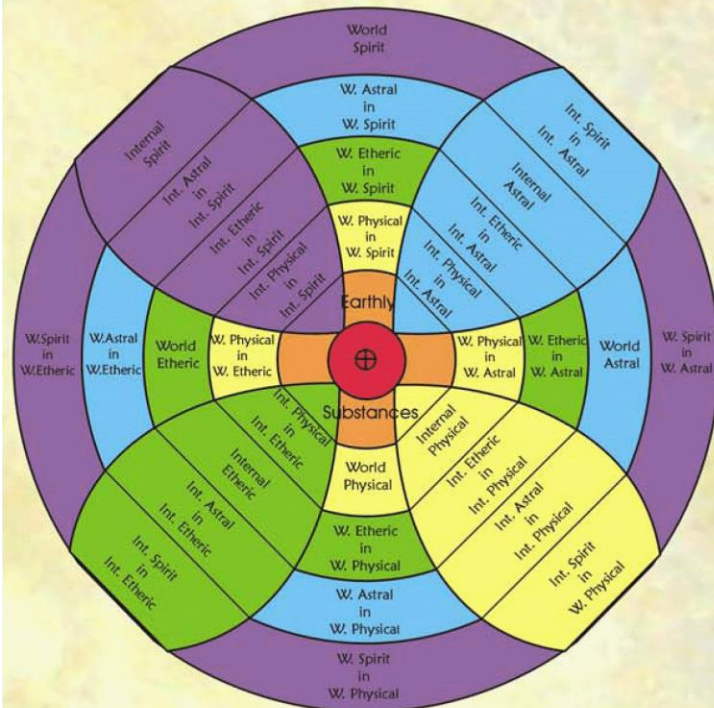
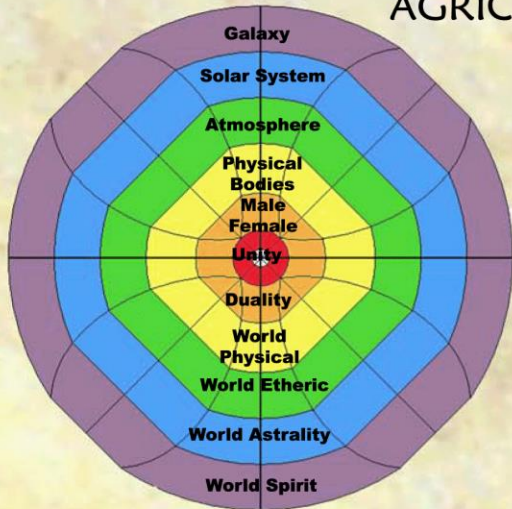
So we are taken one step further into manifestation
through a lemniscate twist

Where

The internal etheric and internal spirit
change places

And the physical organism is sustained
through the Physical Formative Forces

Dr Rudolf Steiner's AGRICULTURE COURSE



3x4

The internal activities
within the energetic bodies

The organisation of story two

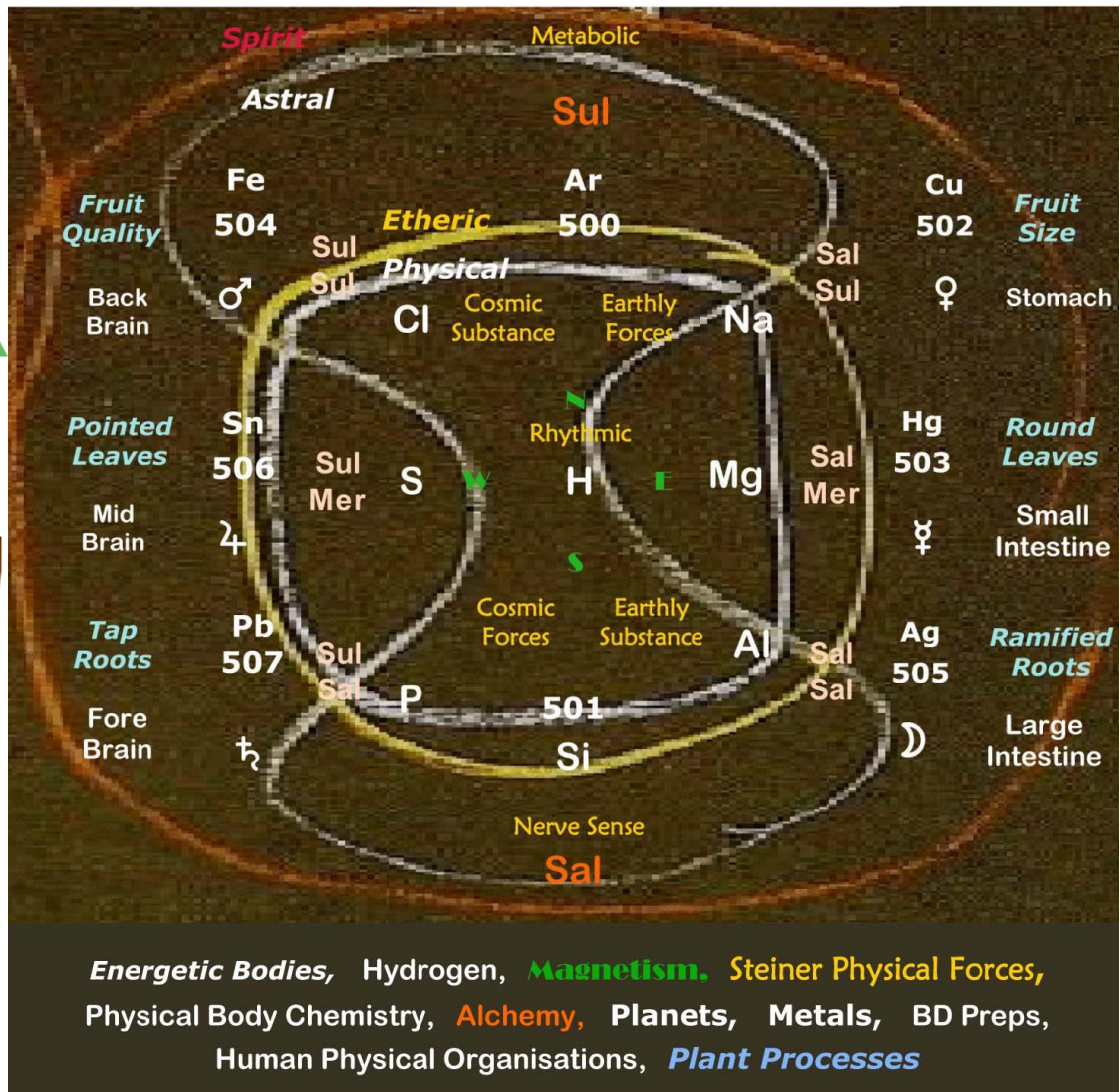
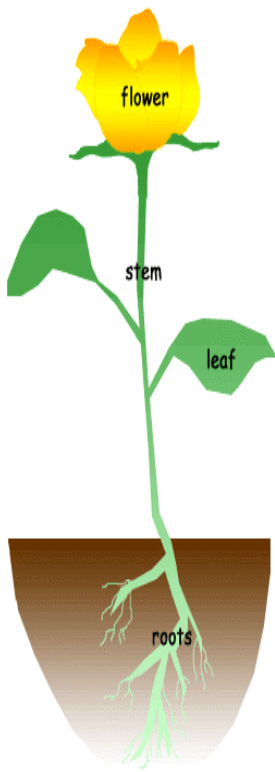
The internal activities take place
within the external realities

Plants and animals are physically reversed
with regard the
external activities

1

Glenological Rosetta Stone

Biodynamics



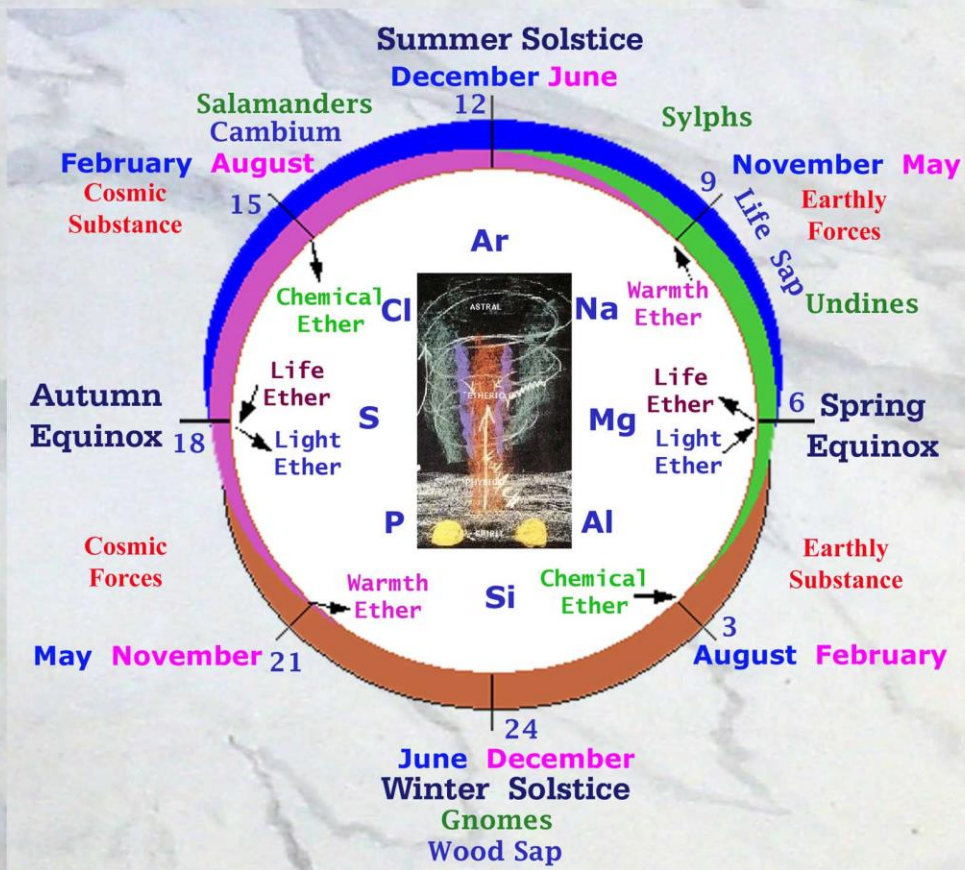
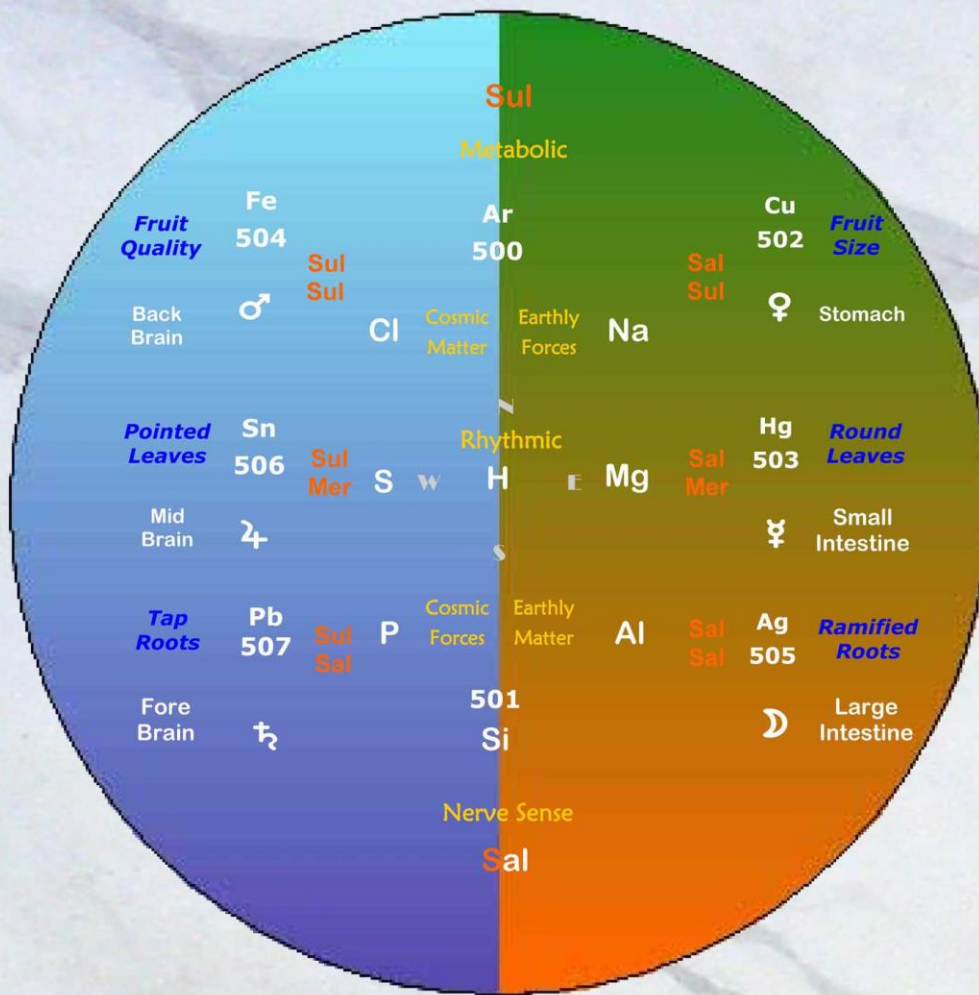
SPIRIT Warmth Cosmic Forces Indirect Outer Pl. Clay	Cambium Salamanders	Saturn	P	Valerian	Strengthens the Spirit
	↓			507	
	Sylphs	Jupiter	S	Dandelion	Merge Spirit and Astral towards the Physical
				506	
ASTRAL Light Cosmic Substance Direct Outer Pl. Sand	Undines	Mars	Cl	Nettle	Harmonise the Astrality
	Life Sap			504	
ETHERIC Chemical Earthly Forces Direct Inner Pl. Humus	↓		Ar	Equisetum	Astral stimulates the Etheric within the metabolism
	Gnomes	Venus	Na	Yarrow	Opens the Etheric to the Astral
	Wood Sap			502	
PHYSICAL Life Earthly Substance Indirect Inner Pl. Cations	↑				
	500	Mercury	Mg	Chamomile	Stimulates the Etheric
				503	
		Moon	Al	Oak Bark	Etheric binds to the Physical
				505	
		Earth	Si	Quartz	Spirit binds to the Physical

The Seasonal Complex

**The Rosetta Stone represents
the energies relationships**

**Next
it needs to move
through the seasons**

**The parts move
in an anti clockwise direction**

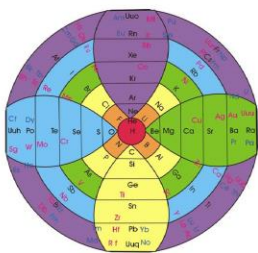


RS 'The Plant', G. Chemistry, Ethers, Time, Months, Seasons, Elementals, Cambium, Physical Formative Forces

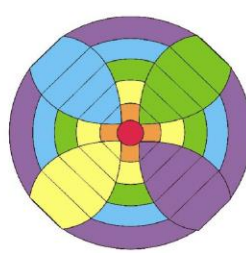
Stage 3

Manifestation

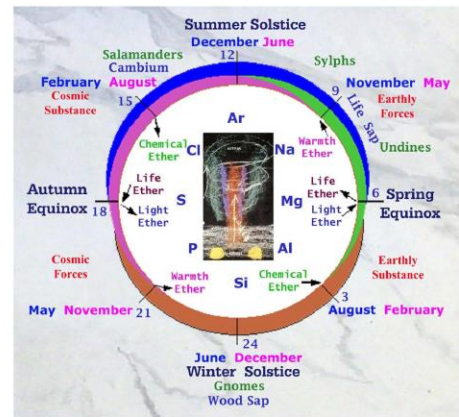
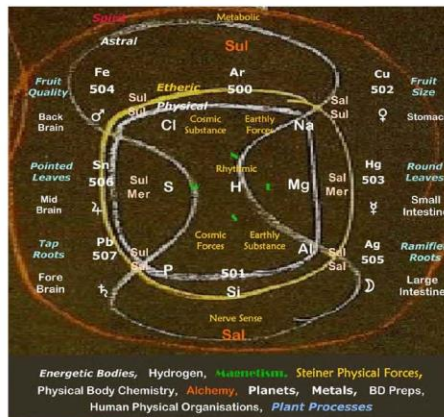
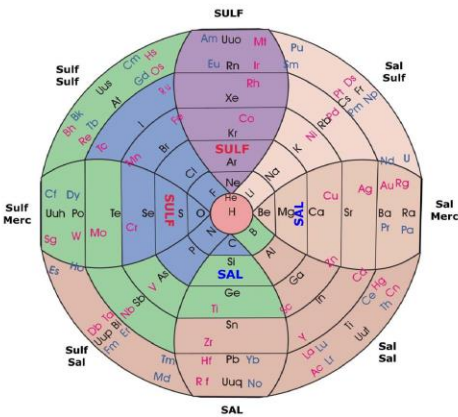
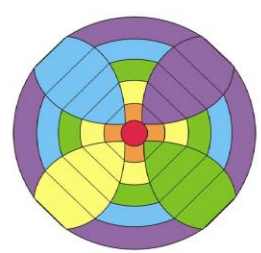
Stage 3



Stage 2



Stage 1



Stage 3 Manifestation
Internal Physical Periodic
Metallic States
Alchemical States 3 x 3

Stage 3 Manifestation
Internal Physical Periodic
Glen's Rosetta Stone
of Dr Steiner

Stage 3 Manifestation
RS Plant Picture
Internal Physical Periodic
Ethers, Elementals & Sap
Physical Formative Forces
Through the Seasons

Fungal Problems

Pest Problems

Animal Nutrition

